1W005M THRU 1W10M

Single Phase 1.0 AMP. Silicon Bridge Rectifiers

Voltage Range
50 to 1000 Volts
Current
1.0 Ampere

Features

- ✧ UL Recognized File # E-96005
- ✧ Surge overload ratings to 30 amperes peak
- ✧ Ideal for printed circuit board
- ✧ Reliable low cost construction technique results in inexpensive product
- ✧ High temperature soldering guaranteed: 260℃ / 10 seconds / 0.375" (9.5mm) lead length at 5 lbs. (2.3 Kg) tension

Mechanical Data

- ✧ Case: Molded plastic
- ✧ Lead: Solder plated
- ✧ Polarity: As marked
- ✧ Weight: 1.10 grams

WOB

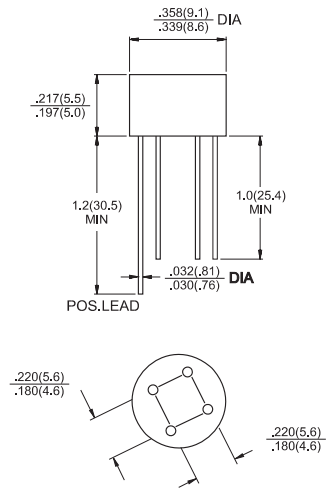

Dimensions in inches and (millimeters)

Maximum Ratings and Electrical Characteristics

Rating at 25℃ ambient temperature unless otherwise specified.
Single phase, half wave, 60 Hz, resistive or inductive load.
For capacitive load, derate current by 20%

Type Number	Symbol	1W 005M	1W 01M	1W 02M	1W 04M	1W 06M	1W 08M	1W 10M	Units
Maximum Recurrent Peak Reverse Voltage	V_{RRM}	50	100	200	400	600	800	1000	V
Maximum RMS Voltage	V_{RMS}	35	70	140	280	420	560	700	V
Maximum DC Blocking Voltage	V_{DC}	50	100	200	400	600	800	1000	V
Maximum Average Forward Rectified Current @T_A = 50℃	$I_{(AV)}$	1.0							A
Peak Forward Surge Current, 8.3 ms Single Half Sine-wave Superimposed on Rated Load (JEDEC method)	I_{FSM}	30							A
Maximum Instantaneous Forward Voltage @ 1.0A	V_F	1.0							V
Maximum DC Reverse Current @ T_A=25℃ at Rated DC Blocking Voltage @ T_A=100℃	I_R	10 500							uA uA
Typical Thermal Resistance (Note)	$R\theta_{JA}$ $R\theta_{JL}$	36 13							℃/W
Operating Temperature Range	T_J	-55 to +125							℃
Storage Temperature Range	T_{STG}	-55 to +150							℃

Note: Thermal Resistance from Junction to Ambient and from Junction to Lead Mounted on P.C.B. with 0.2 x 0.2" (5 x 5mm) Copper Pads.

RATINGS AND CHARACTERISTIC CURVES (1W005M THRU 1W10M)

FIG.1- MAXIMUM NON-REPETITIVE FORWARD SURGE CURRENT PER BRIDGE ELEMENT

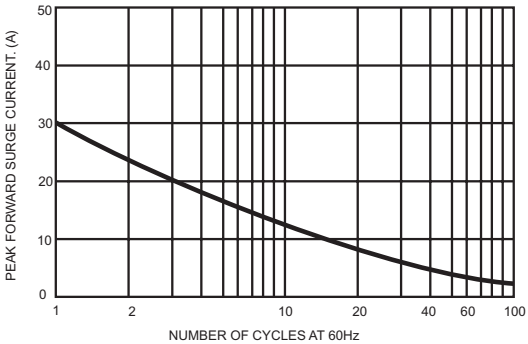

FIG.2- MAXIMUM FORWARD CURRENT DERATING CURVE

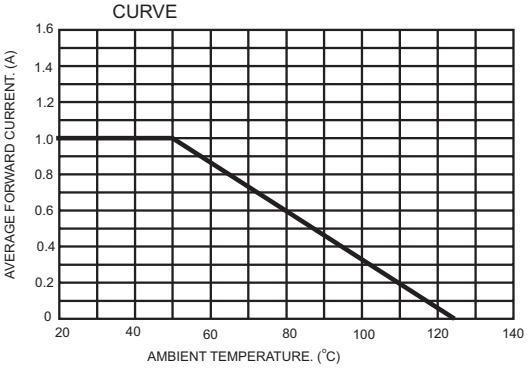

FIG.3- TYPICAL INSTANTANEOUS FORWARD CHARACTERISTICS PER BRIDGE ELEMENT

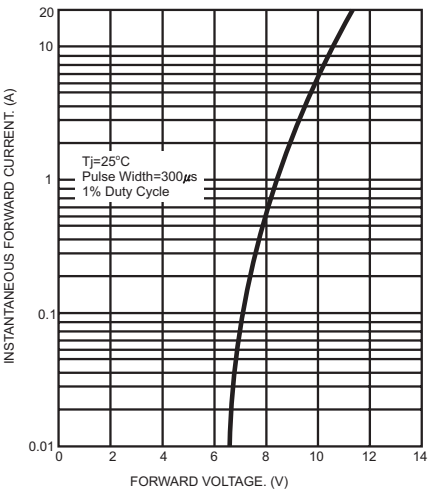
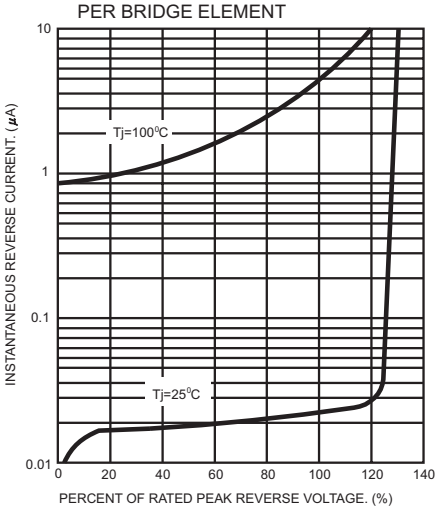
FIG.4- TYPICAL REVERSE CHARACTERISTICS PER BRIDGE ELEMENT