METALLIZED POLYESTER FILM CAPACITORS

HDC

ELECTRICAL DATA

Nominal voltage (V_n):
100Vdc–250Vdc–400Vdc–630Vdc
Category voltage (V_c):
up to 85˚C $V_c = V_n$
For temperature beteen+85˚C and+100˚ a decreasing factor of 1.25% per degree 1˚C on the nominal voltage Vn has to be applied.
Capacitance range:
1000pF to 10μF
Capacitance tolerances(at 1KHz):
±10%; ±20%:(upon request ±5%)
Total self inductance: ~8nH
Dissipation factor(DF):
$tg\delta \times 10^2$ at +20˚C ±5˚C

KHz	$tg\delta \times 10^2$
1	〈1.0
10	〈1.5

Insulation resistance:
Test conditions
Temperature : +20˚C ±5˚C
Voltage change time1 minute
Voltage change : 100Vdc
Performance
C〈0.33μF
I•R ≥ 10,000MΩ
C ≥ 0.33μF
I•R〉3000/cMΩ
Test voltage between teminels:
1.75 × V_n applied for 2sec. at +20˚C ±5˚C

SPECIFICATION

Damp heat, steady state:
Test conditions
Temperature : +40˚C ±2˚C
Relative humidity(RH): 93% ±2%
Test duration : 10days
Performance
DF change (Δtgδ): ≤1.10%
Capacitance change (ΔC/C):〈±10%
Insulation resistance: ≥50% of limit value.

Life test:
Test conditions
Temperature : +85˚C ±2˚C
Test duration : 1000h
Voltage applied : 1.25 × V_n
Performance
DF change (Δtgδ): ≤1.10%
Capacitance change (ΔC/C): ≤±7%
Insulation resistance: ≤50% of limit value.

Soldering:
Test conditions
Soldering bath temperature : +230˚C ±5˚C
Dipping time (with heat screen) : 2sec
Performance
Capacitance change (ΔC/C) : ≤±2%

GENERAL TECHNICAL DATA

Dielectric:
poliyester film
Plates:
aluminium layer deposited by evaporation under vacuum
Winding:
non-inductive type.
leads:
tinned wire(minimun lead content 5%)

Protection:
epoxy resin
Marking:
manufacturer's logo
Operating temperature range:
-25˚C to +80˚C

PERFORMANCE CHARACTERISTICS

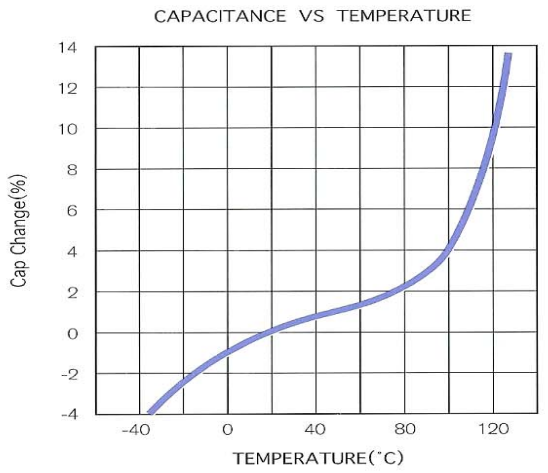

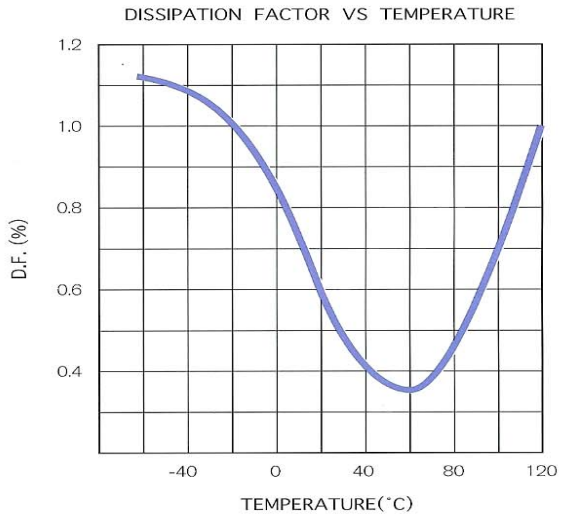

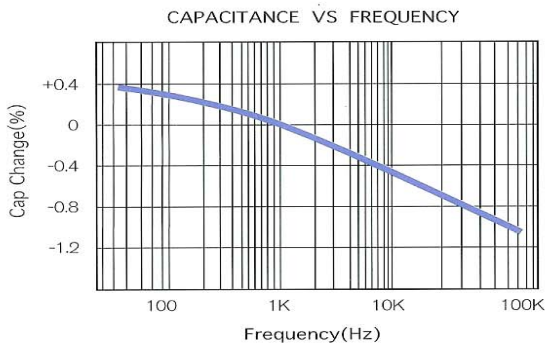

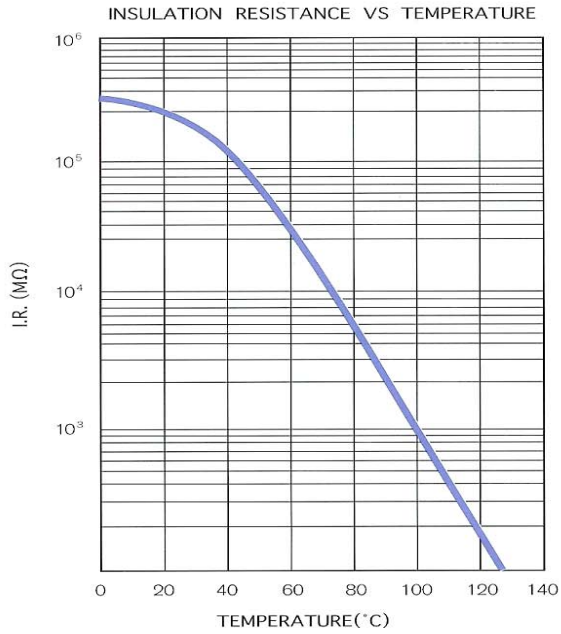

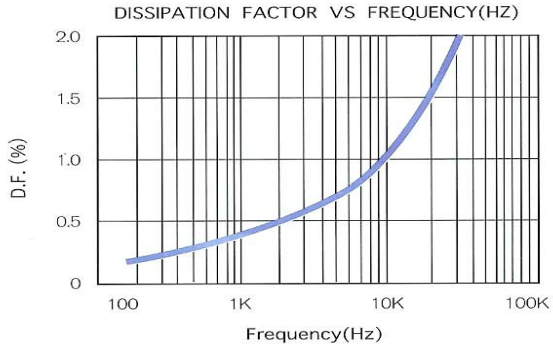

STYLE - A

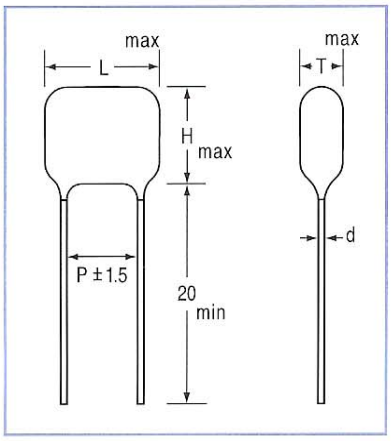

STYLE - B

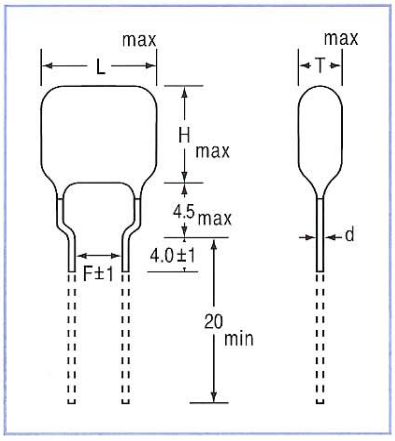

STYLE - C

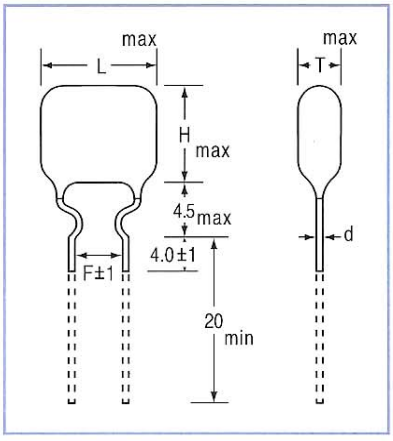

METALLIZED POLYESTER FILM CAPACITORS

HDC

MF SERIES - EPOXY TYPE

■ Dimensions

Unit : mm

CAP (uF)	250V.AC				250V.DC				300V.AC				400V.AC			
	W	H	T	P	W	H	T	P	W	H	T	P	W	H	T	P
0.010	12	10	5	10									12	10	5	10
0.012																
0.015																
0.018																
0.022	12	10	5	10	12	10	5	10								
0.027																
0.033	12	10	5	10									12	11	6	10
0.039																
0.047	12	10	5	10	12	10	5	10					12	12	6	10
0.047	17	12	5	15												
0.056																
0.068					12	12	6	10								
0.082																
0.10	12	10	5	10	12	9	4	10								
0.10	15	13	6	12												
0.10	17	13	6	15												
0.10	22	12	5	20									23	12	6	20
0.12	12	5	11	10												
0.15	18	16	8	15	12	12	6	10								
0.18	18	13	6	15												
0.20																
0.22	18	14	7	15	12	11	6	10								
0.22	23	13	6	20									23	13	7	20
0.27													23	17	10	20
0.33	17	13	7	15									17	15	7	15
0.33	23	15	7	20									23	18	10	20
0.39																
0.47	17	14	6	15	18	12	6	15					18	16	9	15
0.47	22	13	6	20									23	16	9	20
0.56	22	13	6	20												
0.68	23	14	7	20	18	14	6	15	23	14	8	20				
0.80									28	16	9	25				
0.82	23	15	8	20	23	12	6	20	23	17	9	20				
0.90	23	11	8	20	23	13	6	20								
1.0					18	12	8	15					28	17	9	25
1.0					23	14	6	20								
1.2	28	11	8	25												
1.5	28	18	10	25	23	17	8	20								
1.8																
2.0	28	19	10	25	23	19	10	20								
2.2	28	21	10	25	23	18	10	20								
3.3					28	20	11	25								

METALLIZED POLYESTER FILM CAPACITORS

HDC

MF SERIES - EPOXY TYPE

■ Dimensions

Unit : mm

CAP (uF)	400V.DC				630V.DC				1000V.DC			
	W	H	T	P	W	H	T	P	W	H	T	P
0.010					12	10	5	10				
0.012												
0.015												
0.018												
0.022	12	11	6	10	12	9	4	10				
0.027												
0.033	12	11	5	10	12	10	5	10				
0.039												
0.047	12	10	5	10	12	10	5	10	17	12	6	15
0.047					17	12	5	15				
0.056												
0.068	13	11	6	10	13	11	6	10	12	14	8	10
0.082												
0.10					18	13	6	15	23	14	7	20
0.10	15	13	6	12								
0.10	18	13	7	15								
0.10												
0.12												
0.15					18	16	8	15				
0.18												
0.20	18	14	6	15								
0.22					18	15	7	15				
0.22					22	13	6	20				
0.27												
0.33	23	14	7	20	27	16	7	25				
0.33												
0.39												
0.47	23	17	9	20								
0.47												
0.56												
0.68												
0.80	23	20	12	20								
0.82												
0.90												
1.0					28	22	10	25	33	31	17	30
1.0												
1.2												
1.5												
1.8												
2.0												
2.2									28	21	11	25
3.3												