


# 2.54mm Pitch Board to Board Connector

## HIF3H Series



### ■Features

#### 1. Product Variation

Afford to connect the board to board horizontally or vertically.

#### 2. Compatibility

Achieve combination with other HIF3H series.

### ■Applications

Computers, termination equipment, various kinds of electronic equipment, Office Automation machines and so on

### ■Product Specifications

Rating	Current rating: 2A Voltage rating: 300V AC	Operating Temperature Range: -30 to +85°C (Note 1) Operating Humidity Range: 40 to 80%	Storage Temperature Range: -10 to +60°C (Note 2) Operating Humidity Range: 40 to 70% (Note 2)
--------	---	---	--

Item	Specification	Condition
1. Insulation Resistance	1000M ohms	500V DC
2. Withstanding Voltage	No flashover or insulation breakdown.	1000V AC/1 minute.
3. Contact Resistance	15m ohms max.	Measured at 0.1A
4. Vibration	No electrical discontinuity of 1 $\mu$ s or more	Frequency: 10 to 55 Hz, single amplitude of 0.75 mm, 2 hours in each of the 3 directions.
5. Humidity (Steady state)	Insulation resistance: 10M ohms min.	96 hours at temperature of 40°C and humidity of 90% to 95%
6. Temperature Cycle	No damage, cracks, or parts looseness.	(-65°C: 30 minutes→15 to 35°C: 5 minutes max.→ 125°C: 30 minutes→15 to 35°C: 5 minutes max.) 5 cycles
7. Operating Life	Contact resistance: 15 m ohms max.	500 cycles
8. Resistance to Soldering heat	No deformation of components affecting performance.	Flow: 260°C for 10 seconds Manual soldering: 300°C for 3 seconds

Note 1: Includes temperature rise caused by current flow.

Note 2: The term "storage" refers to products stored for long period of time prior to mounting and use. Operating Temperature Range and Humidity range covers non conducting condition of installed connectors in storage, shipment or during transportation.

### ■Material

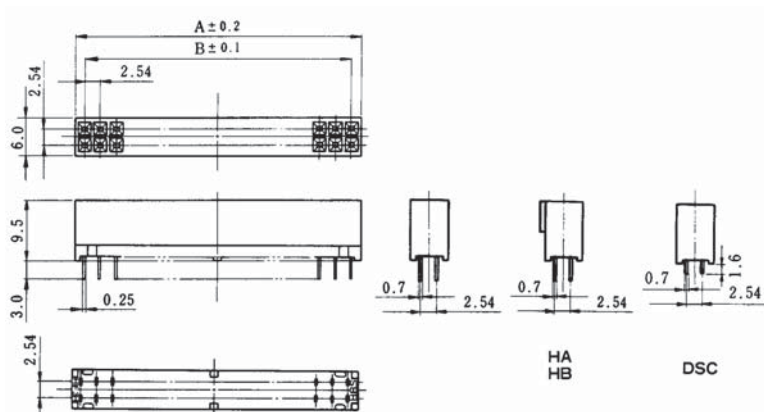

Parts		Material	Finish	Remarks
Insulator		PBT	Black	UL94V-0
Receptacle Contact	DS DSA	Phosphor bronze	Selective gold plating	_____
Pin header		Brass or phosphor bronze	Selective gold plating	







## ■Receptacle Straight Dip Type

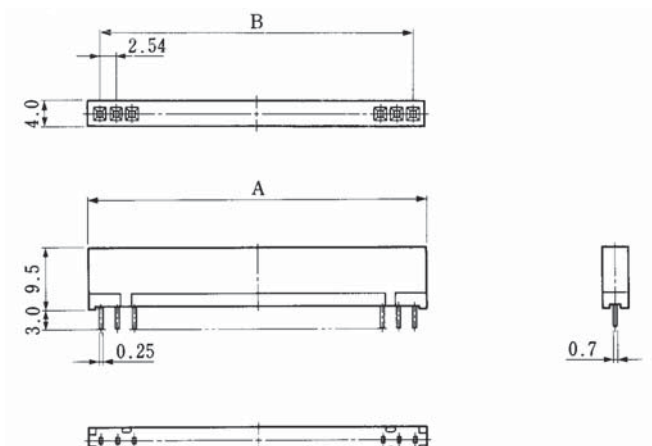



Unit:mm

Part Number	CL No.	Number of Contacts	A	B
HIF3H - 6DA-2.54DSA	618-0139-8	6	8.62	5.08
HIF3H -10DA-2.54DSA	618-0101-5	10	13.7	10.16
HIF3HA-10DA-2.54DSA	618-0121-2			
HIF3H -10DA-2.54DSC	618-0191-8	12	16.24	12.7
HIF3H -12DA-2.54DSA	618-0102-8			
HIF3H -16DA-2.54DSA	618-0103-0	16	21.32	17.78
HIF3HA-16DA-2.54DSA	618-0123-8			
HIF3H -16DA-2.54DSC	618-0192-0	18	23.86	20.32
HIF3H -18DA-2.54DSA	618-0111-9			
HIF3H -20DA-2.54DSA	618-0104-3	20	26.4	22.86
HIF3HA-20DA-2.54DSA	618-0124-0			
HIF3H -24DA-2.54DSA	618-0113-4	24	31.46	27.94
HIF3H -26DA-2.54DSA	618-0105-6	26	34.02	30.48
HIF3HA-26DA-2.54DSA	618-0125-3			

Part Number	CL No.	Number of Contacts	A	B
HIF3H -30DA-2.54DSA6	618-0106-9	30	39.1	35.56
HIF3HA-30DA-2.54DSA	618-0126-6			
HIF3H -34DA-2.54DSA	618-0107-1	34	44.18	40.64
HIF3HA-34DA-2.54DSA	618-0127-9			
HIF3H -40DA-2.54DSA	618-0108-4	40	51.8	48.26
HIF3HA-40DA-2.54DSA	618-0128-1			
HIF3H -50DA-2.54DSA	618-0109-7	50	64.5	60.96
HIF3HA-50DA-2.54DSA	618-0129-4			
HIF3HB-50DA-2.54DSA	618-0131-6	60	77.2	73.66
HIF3H -60DA-2.54DSA	618-0110-6			
HIF3HA-60DA-2.54DSA	618-0130-3	64	82.28	78.74
HIF3HB-60DA-2.54DSA	618-0132-9			
HIF3H -64DA-2.54DSA	618-0112-1	64	82.28	78.74
HIF3HA-64DA-2.54DSA	618-0134-4			
HIF3HB-64DA-2.54DSA	618-0133-1			

## ■Receptacle Straight Dip Type

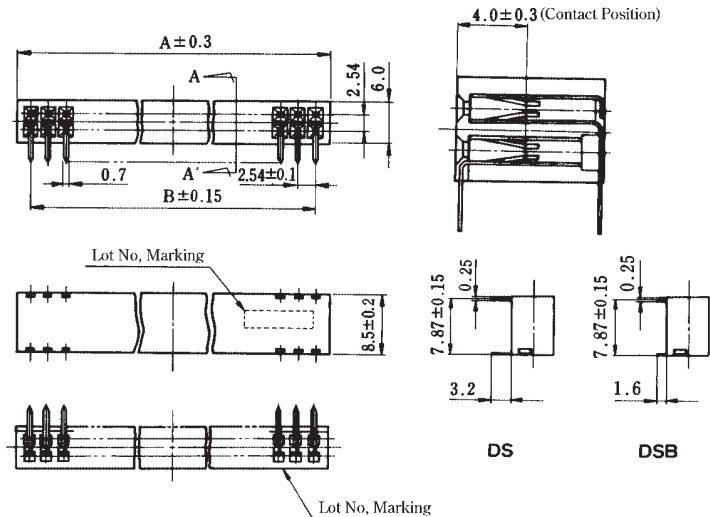



Unit:mm

Part Number	CL No.	Number of Contacts	A	B
HIF3H-6SA-2.54DSA	562-0713-1	6	16.24	12.7
HIF3H-10SA-2.54DSA	562-0719-8	10	26.4	22.86
HIF3H-12SA-2.54DSA	562-0723-5	12	31.48	27.94
HIF3H-14SA-2.54DSA	562-0655-7	14	36.56	33.02
HIF3H-20SA-2.54DSA	562-0704-0	20	51.8	48.26
HIF3H-25SA-2.54DSA	562-0705-3	25	64.5	60.96

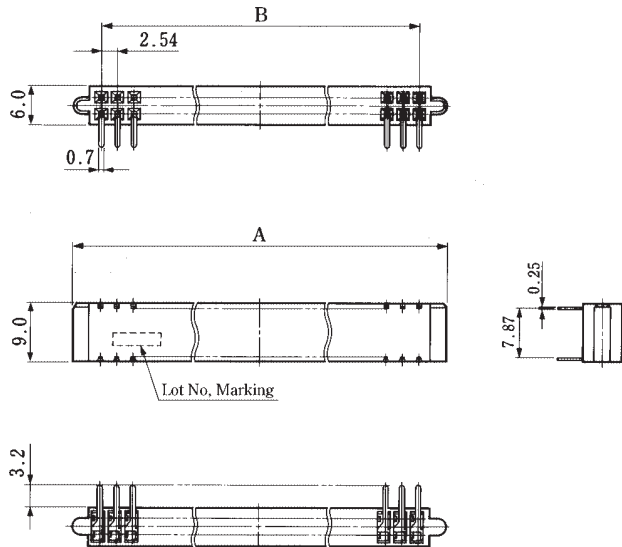


# ■Receptacle Right Angle Dip Type



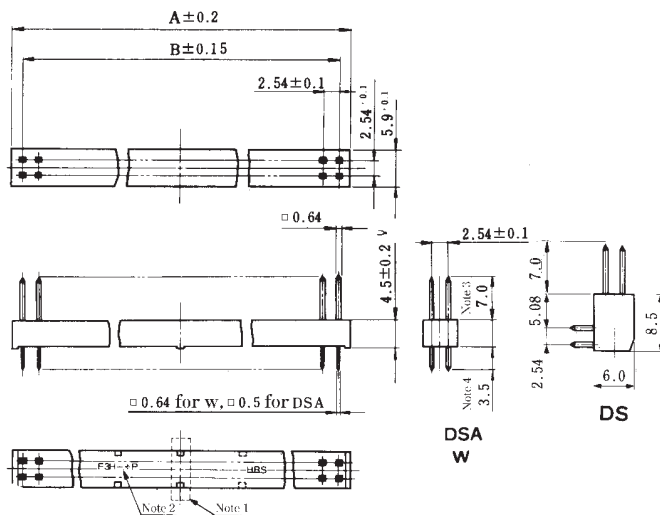
					Unit:mm				
Part Number	CL No.	Number of Contacts	A	B	Part Number	CL No.	Number of Contacts	A	B
HIF3H- 4DB-2.54DS	618-0150-0	4	6.0	2.54	HIF3H-18DB-2.54DS	618-0165-8	18	23.86	20.32
HIF3H- 8DB-2.54DS	618-0153-9	8	11.16	7.62	HIF3H-20DB-2.54DS	618-0143-5	20	26.4	22.86
HIF3H-10DB-2.54DS	618-0141-0	10	13.7	10.16	HIF3H-24DB-2.54DS	618-0216-7	24	31.48	27.94
HIF3H-12DB-2.54DS	618-0152-6	12	16.24	12.70	HIF3H-26DB-2.54DS	618-0144-8	26	34.02	30.48
HIF3H-14DB-2.54DS	618-0154-1	14	18.78	15.24	HIF3H-30DB-2.54DS	618-0145-0	30	39.1	35.56
HIF3H-16DB-2.54DS	618-0142-2	16	21.32	17.78	HIF3H-34DB-2.54DS	618-0146-3	34	44.18	40.64
HIF3H-16DB-2.54DSB	618-0161-7				HIF3H-40DB-2.54DS	618-0147-6	40	51.8	48.26
					HIF3H-50DB-2.54DS	618-0148-9	50	64.5	60.96
					HIF3H-60DB-2.54DS	618-0149-1	60	77.2	73.66

# ■Receptacle Right Angle Dip Type 70 - 130 contacts



Unit:mm				
Part Number	CL No.	Number of Contacts	A	B
HIF3H- 70DB-2.54DS	618-0155-4	70	94.8	86.36
HIF3H-130DB-2.54DS	618-0151-3	130	171	162.56



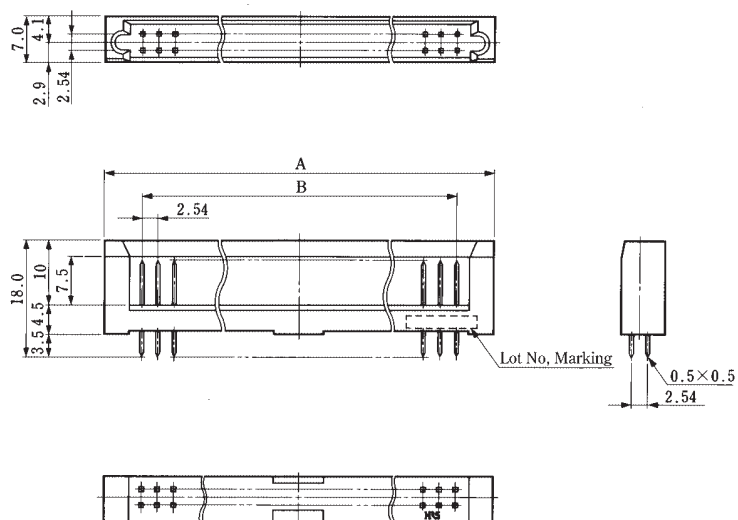


Part Number	CL No.	Number of Contacts	A	B
HIF3H- 4PA-2.54DS	618-0073-1	4	6	2.54
HIF3H- 6PB-2.54DSA	618-0215-4	6	8.62	5.08
HIF3H-10PB-2.54DSA	618-0201-0	10	13.7	10.16
HIF3H-10P -2.54W	618-0185-5			
HIF3H-12PB-2.54DSA	618-0202-2	12	16.24	12.7
HIF3H-14PB-2.54DSA	618-0213-9	14	18.78	15.24
HIF3H-16PB-2.54DSA	618-0203-5	16	21.3	17.78
HIF3H-16PA-2.54DS	618-0065-3			
HIF3H-20PB-2.54DSA	618-0204-8	20	26.4	22.86
HIF3H-20P -2.54W	618-0183-0			
HIF3H-24PB-2.54DSA	618-0205-0	24	31.46	27.94
HIF3H-24PA-2.54DS	618-0067-9			
HIF3H-26PB-2.54DSA	618-0206-3	26	34.02	30.48
HIF3H-26P -2.54W	618-0184-2			

Part Number	CL No.	Number of Contacts	A	B
HIF3H-30PB-2.54DSA	618-0207-6	30	39.1	35.56
HIF3H-30P -2.54W	618-0186-8			
HIF3H-34PB-2.54DSA	618-0208-9	34	44.18	40.64
HIF3H-34P -2.54W	618-0181-4			
HIF3H-40PB-2.54DSA	618-0209-1	40	51.8	48.26
HIF3H-40P -2.54W	618-0182-7			
HIF3H-50PB-2.54DSA	618-0210-0	50	64.5	60.96
HIF3H-60PB-2.54DSA	618-0211-3	60	77.2	73.66
HIF3H-60P -2.54W	618-0187-0			

Note 4: Wrapping is 16.0.

## A black plastic component, possibly a connector or a small circuit board component, featuring two rows of pins. The component is shown at an angle, highlighting its rectangular shape and the arrangement of the pins.

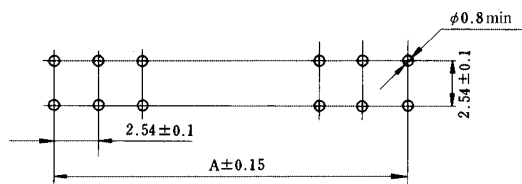


Part Number	CL No.	Number of Contacts	A	B
HIF3H- 70PB-2.54DSA	618-0214-1	70	97.8	86.36
HIF3H-130PB-2.54DSA	618-0212-6	130	174	162.56

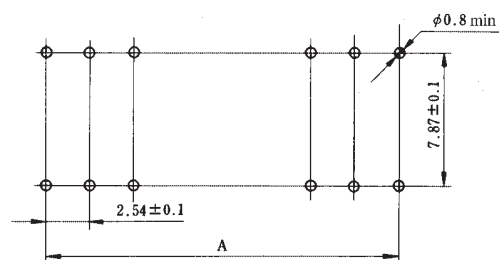


## ◆PCB mounting pattern

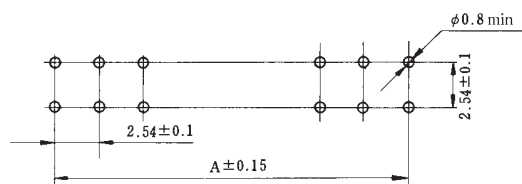
### ●Pin Header Straight and Right Angle Type



### ●Receptacle Right Angle Type



### ●Receptacle Straight Type



Size A List

Number of Contacts	A
4	2.54
6	5.08
8	7.62
10	10.16
12	12.7
14	15.24
16	17.78
18	20.32
20	22.86
24	27.94
26	30.48
30	35.56
34	40.64
40	48.26
50	60.96
60	73.66
64	78.74
70	86.36
130	162.56