


LF100S Series

Ultra-Miniature, 1W Single Output SMT DC/DC Converters



Key Features:

- 1W Output Power
- Ultra-Miniature SMT Case
- 1,000 VDC Isolation
- 5V, 12V & 24V Inputs
- -40°C to +85°C Operation
- 15 Standard Models
- 2.0 MH MTBF Minimum
- Industry Standard Pin-Out



RoHS Compliant

MicroPower Direct

292 Page Street
Suite D
Stoughton, MA 02072
USA

T: (781) 344-8226
F: (781) 344-8481
E: sales@micropowdirect.com
W: www.micropowdirect.com



Electrical Specifications

Specifications typical @ +25°C, nominal input voltage & rated output current, unless otherwise noted. Specifications subject to change without notice.

Input

Parameter	Conditions	Min.	Typ.	Max.	Units
Input Voltage Range	5 VDC Input	4.5	5.0	5.5	VDC
	12 VDC Input	10.8	12.0	13.2	
	24 VDC Input	21.6	24.0	26.4	
Reverse Polarity Input Current				0.3	A
Input Filter	Capacitor				

Output

Parameter	Conditions	Min.	Typ.	Max.	Units
Output Voltage Accuracy			±1.0	±3.0	%
Line Regulation	For Vin Change of 1%		±1.2	±1.5	%
Load Regulation (Note 1)	See Model Selection Guide				
Ripple & Noise (20 MHz) (Note 2)			60	120	mV P - P
Ripple & Noise (20 MHz)	Over Line, Load & Temp.			150	mV P - P
Ripple & Noise (20 MHz)				5	mv rms
Output Power Protection		120			%
Temperature Coefficient			±0.01	±0.02	%/°C
Output Short Circuit	Momentary (0.5 Sec.)				

General

Parameter	Conditions	Min.	Typ.	Max.	Units
Isolation Voltage	60 Seconds	1,000			VDC
Isolation Resistance	500 VDC	1,000			MΩ
Isolation Capacitance	100 kHz, 1V		40	100	pF
Switching Frequency		50	100	140	kHz

Environmental

Parameter	Conditions	Min.	Typ.	Max.	Units
Operating Temperature Range	Ambient	-40	+25	+85	°C
Operating Temperature Range	Case	-40		+90	°C
Storage Temperature Range		-40		+125	°C
Cooling	Free Air Convection				
Humidity	RH, Non-condensing			95	%

Physical

Case Size	0.50 x 0.31 x 0.26 Inches (12.7 x 8.0 x 6.7 mm)
Case Material	Non-Conductive Black Plastic (UL94-V0)
Weight	0.05 Oz (1.5g)

Reliability Specifications

Parameter	Conditions	Min.	Typ.	Max.	Units
MTBF	MIL HDBK 217F, 25°C, Gnd Benign	2.0			MHours

Absolute Maximum Ratings

Parameter	Conditions	Min.	Typ.	Max.	Units
Input Voltage Surge (1 Sec)	5 VDC Input	-0.7		9.0	VDC
	12 VDC Input	-0.7		18.0	
	24 VDC Input	-0.7		30.0	
Lead Temperature	1.5 mm From Case For 10 Sec.			260	°C
Internal Power Dissipation	All Models			450	mW

Caution: Exceeding Absolute Maximum Ratings may damage the module. These are not continuous operating ratings.

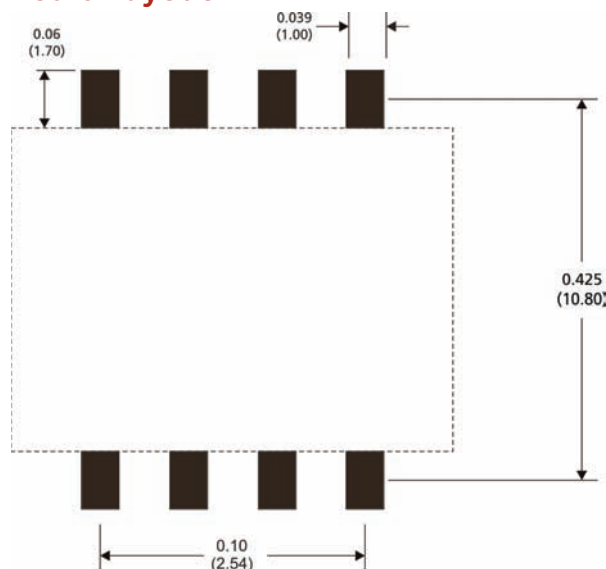
Model Selection Guide

Model Number	Input				Output			Load Regulation (% , Max)	Efficiency (% , Typ)	Fuse Rating Slow-Blow (mA)
	Voltage (VDC)		Current (mA)		Voltage (VDC)	Current (mA, Max)	Current (mA, Min)			
	Nominal	Range	Full-Load	No-Load						
LF101S	5	4.5 - 5.5	250	30	5.0	200.0	4.0	10	80	500
LF102S	5	4.5 - 5.5	254	30	9.0	110.0	2.0	10	78	500
LF103S	5	4.5 - 5.5	252	30	12.0	84.0	1.5	8	80	500
LF104S	5	4.5 - 5.5	248	30	15.0	67.0	1.0	7	81	500
LF105S	5	4.5 - 5.5	264	30	3.3	300.0	60.0	10	75	500
LF111S	12	10.8 - 13.2	103	15	5.0	200.0	4.0	8	81	200
LF112S	12	10.8 - 13.2	106	15	9.0	110.0	2.0	8	78	200
LF113S	12	10.8 - 13.2	104	15	12.0	84.0	1.5	5	81	200
LF114S	12	10.8 - 13.2	102	15	15.0	67.0	1.0	5	82	200
LF115S	12	10.8 - 13.2	110	15	3.3	300.0	60.0	8	75	200
LF121S	24	21.6 - 26.4	53	8	5.0	200.0	4.0	8	79	100
LF122S	24	21.6 - 26.4	54	8	9.0	110.0	2.0	8	77	100
LF123S	24	21.6 - 26.4	52	8	12.0	84.0	1.5	5	80	100
LF124S	24	21.6 - 26.4	52	8	15.0	67.0	1.0	5	80	100
LF125S	24	21.6 - 26.4	57	8	3.3	300.0	60.0	8	73	100

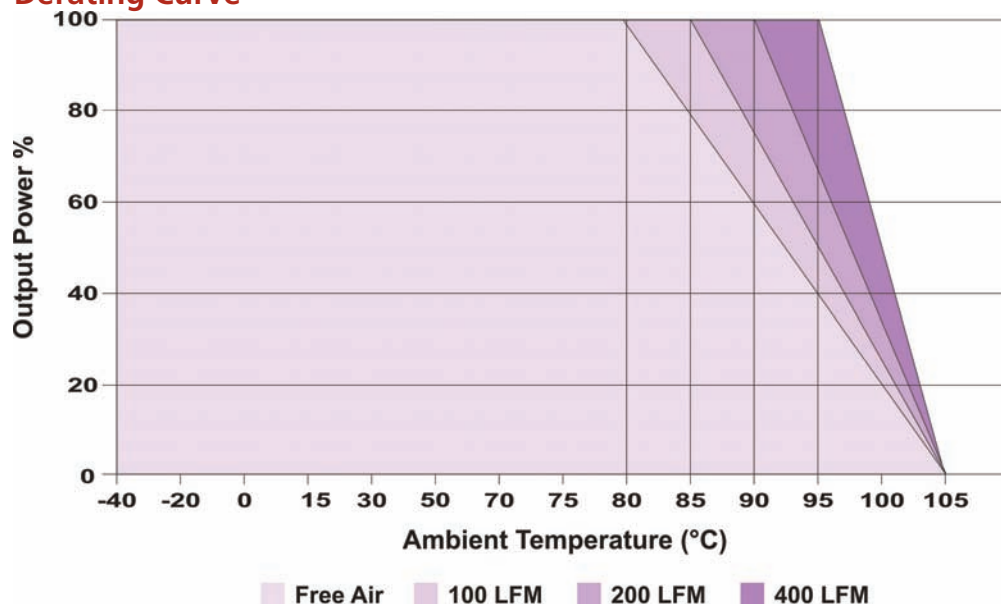
Notes:

1. Load regulation is measured for an output change of 20% to 100%.
2. When measuring output ripple, it is recommended that an external 0.33 μ F ceramic capacitor be placed from the +Vout pin to the -Vout pin. For noise sensitive applications, the use of 0.47 μ F capacitors will reduce the output ripple.
3. Operation at no-load will not damage these units. However, they may not meet all specifications.
4. The converter should be connected to a low ac-impedance source. An input source with a highly inductive impedance may affect the stability of the converter. In applications where the converter output loading is high and input power is supplied over long lines, it may be necessary to use a capacitor on the input to insure start-up.
In this case, it is recommended that a low ESR (ESR <1.0 Ω at 100 kHz) capacitor be mounted close to the converter. For 5V input units a 2.2 μ F is recommended, for 12V input units, a 1.0 μ F, and for 24V input units, a 0.47 μ F.
5. It is recommended that a fuse be used on the input of a power supply for protection. See the table above for the correct rating.

Board Layout



Derating Curve



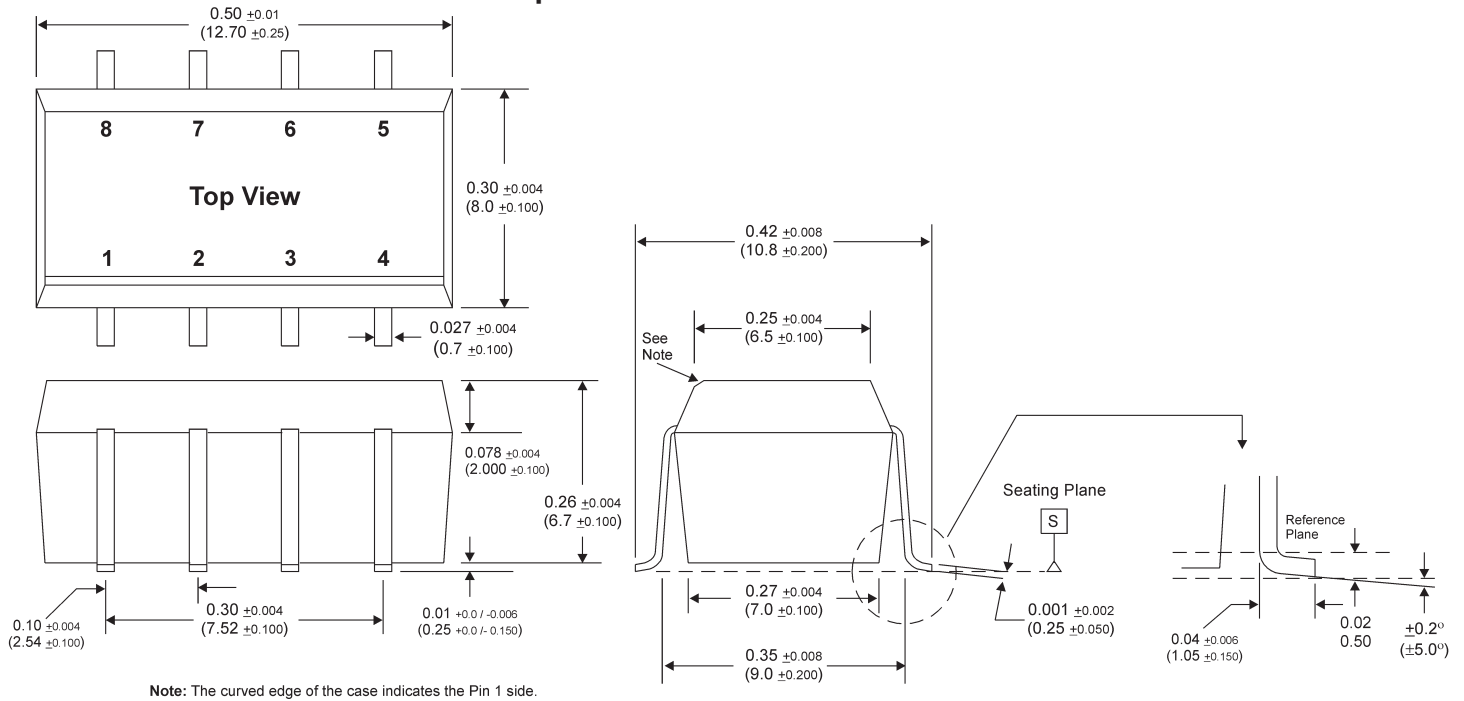
Capacitive Load

μ F Max
33

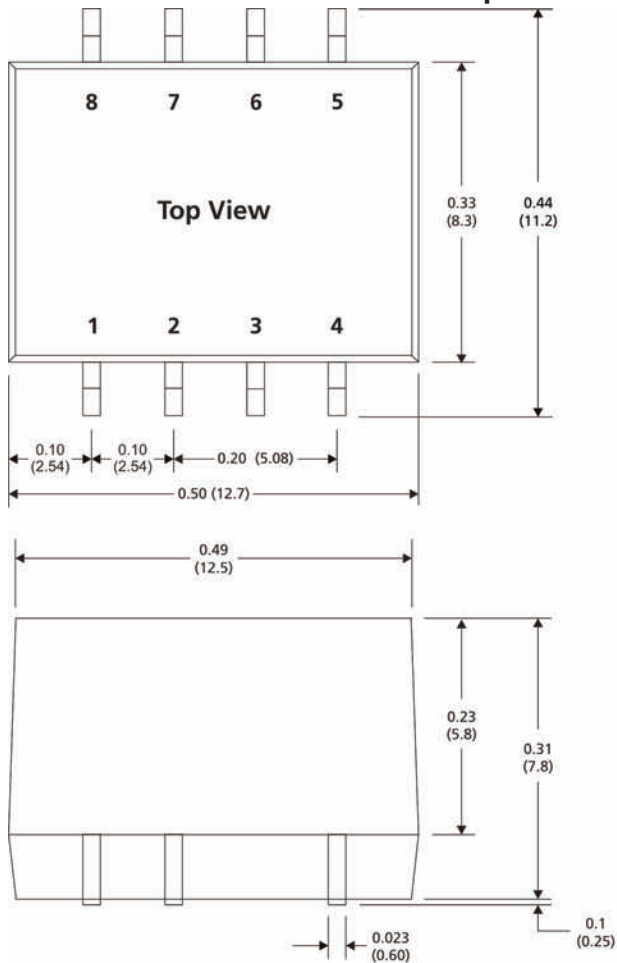
Pin Connections

Pin	Description	Pin	Description
1	-Vin	5	+Vout
2	+Vin	6	NA
3	NA	7	NA
4	-Vout	8	NA

Mechanical Dimensions - 5V/12V Input

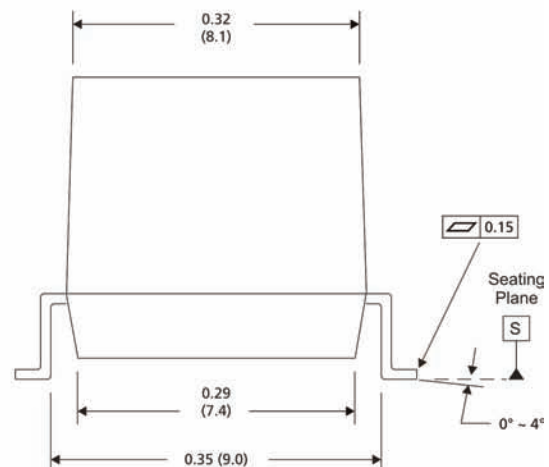


Mechanical Dimensions - 24V Input



Notes:


- All dimensions are typical in inches (mm)
- Tolerance x.xx = ± 0.01 (± 0.25)
- Pin 1 is marked by a "dot" or indentation on the unit








MPD also offers a full range of compact open frame, enclosed, U-chassis and DIN Rail AC/DC power supplies. Our very wide range of models offers:

- Nearly 2,000 Standard Models
- 10W to 1,000W Output Power
- 1 to 4 Outputs
- Universal Inputs
- Power Factor Correction
- International Approvals (Including Medical)
- Many Form Factors & Mechanical Options
- Robust Filtering & Protection Circuits
- High MTBFs
- Low Cost

Call us today. Whether you need a ruggedized unit for a critical industrial application or a very low cost basic model; we have the right AC/DC power supply for your application requirement. Below is a sampling of the products we offer.



	Series	Description	Power	Input	Output	Approvals	Size
	HF-15W-SPL	Miniature, single output open-frame series	15W	Universal 85 - 264 VAC	5V to 48V	UL, cUL, CE	3.9 x 1.8 x 0.9 (100 x 46 x 22)
	RL0402U	Medically approved 400W series in u-chassis or enclosed with built in fan.	400W	Universal 90-264 VAC Active PFC	Single & Dual Models 2V to 58V	UL, cUL, TUV, CE (Medical)	8 x 5 x 1.6 (203.2 x 127 x 40.6)
	AD1072F	Very low cost Single output 72W DIN Rail mount supplies	72W	Universal 100 - 240 VAC	12V to 48V	CE	4.7 x 4.3 x 2.2 (121 x 110 x 56)
	MPA320F	Compact 320W supplies include a cover with built in fan	320W	Auto-Ranging 90-132 VAC 185 - 264 VAC Passive PFC	Single & Dual Models 2V to 60V	UL, cUL, TUV, CE	6 x 4 x 1.5 (152.4 x 101.6 x 38.1)
	HF60W-xL	Very low cost 60W enclosed series.	60W	Universal 85 - 264 VAC	Single, Dual & triple output models 5V to 48V	UL, cUL, CE	6.3 x 3.8 x 1.5 (160 x 98 x 39)

This is a just a small sampling of our AC/DC product range. Whatever your application requirements, give us a call or go to our website at www.micropowerdirect.com. If we don't have a standard product that fits your need, ask about product modifications. And don't forget, we also offer well over 2,000 standard DC/DC converters. Call today.



MicroPower Direct

www.micropowerdirect.com