

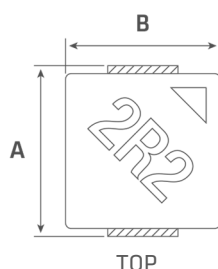
## EMC6524S



## Dimensions / Quantity



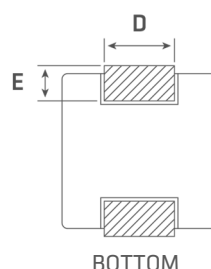
7.1 x 6.5 x 2.4 mm



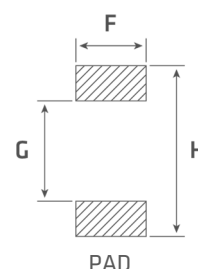
TOP



SIDE



BOTTOM



PAD

Type	A (mm)	B (mm)	C (mm)	D (mm)	E (mm)	F (mm)	G (mm)	H (mm)	Quantity per reel (pcs)
EMC4012S	4.3±0.3	4.0±0.3	1.2max.	2.0±0.2	0.8±0.3	2.5	2.1	5.2	4,500
EMC4020S	4.3±0.3	4.0±0.3	2.0max.	2.0±0.2	0.8±0.3	2.5	2.1	5.2	3,500
EMA5218S	5.4±0.3	5.2±0.2	1.8max.	2.2±0.3	1.2±0.3	2.5	2.2	6.0	2,000
EMA5230S	5.4±0.3	5.2±0.2	3.0max.	2.2±0.3	1.2±0.3	2.5	2.2	6.0	2,000
EMC6515S	5.4±0.3	6.5±0.3	1.5max.	3.0±0.3	1.27±0.3	3.5	3.8	8.0	2,000
EMC6518S	7.1±0.3	6.5±0.3	1.8max.	3.0±0.3	1.27±0.3	3.5	3.8	8.0	2,000
EMC6524S	7.1±0.3	6.5±0.3	2.4max.	3.0±0.3	1.27±0.3	3.5	3.8	8.0	1,500
EMC6530S	7.1±0.3	6.5±0.3	3.0max.	3.0±0.3	1.27±0.3	3.5	3.8	8.0	1,500
EMC6540S	7.1±0.3	6.5±0.3	4.0max.	3.0±0.3	1.27±0.3	3.5	3.8	8.0	1,000
EMA10040S	11.0±0.3	10.0±0.3	4.0max.	3.0±0.5	2.0±0.5	4.1	5.4	13.6	500
EMC13050S	13.5±0.3	12.7±0.3	5.0max.	3.0±0.3	2.2±0.3	4.5	8.0	14.8	500
EMC17075S	18.0±0.3	17.0±0.3	7.5max.	12.0±0.3	2.7±0.4	12.2	11.4	18.9	200

Part Number	Inductance [μH]	DC Resistance (typ., mΩ)	DC Resistance (max., mΩ)	Saturation Rated Current (max., A) <sup>1</sup>	Temperature Rise Current (typ., A) <sup>2</sup>
EMC6524S-R47M	0.47±20%	5.05	6.2	28.3	9.4
EMC6524S-R68M	0.68±20%	6.13	8.7	15.7	8.6
EMC6524S-R82M	0.82±20%	8.4	9.9	12.9	8.0
EMC6524S-1R0M	1.0±20%	12.3	14.4	12.1	6.9
EMC6524S-1R5M	1.5±20%	18.3	20.8	10.6	5.9
EMC6524S-2R2M	2.2±20%	21.5	29.7	10.1	5.1
EMC6524S-3R3M	3.3±20%	36.0	44.6	9.3	4.3
EMC6524S-4R7M	4.7±20%	49.0	57.4	5.6	3.9
EMC6524S-6R8M	6.8±20%	66.2	84.2	4.8	3.1
EMC6524S-8R2M	8.2±20%	84.7	101.0	4.1	2.7
EMC6524S-100M	10.0±20%	104.6	118.8	3.2	2.2

- All Test Data is Referenced to 25°C Ambient
- Measuring Condition : 100kHz, 100mV
- Tolerance of Inductance : ± 20%
- <sup>1</sup> Saturation Rated Current : 20% lower than its initial value
- <sup>2</sup> Temperature Rise Current : ΔT = 40°C (Temperature of components should be checked in the end application)
- Operating Temperature : -55 ~ 125°C