

# TECHNICAL DATA

# MQ-2 GAS SENSOR

## FEATURES

Wide detecting scope  
Stable and long life

Fast response and High sensitivity  
Simple drive circuit

## APPLICATION

They are used in gas leakage detecting equipments in family and industry, are suitable for detecting of LPG, i-butane, propane, methane ,alcohol, Hydrogen, smoke.

## SPECIFICATIONS

### A. Standard work condition

Symbol	Parameter name	Technical condition	Remarks
V <sub>c</sub>	Circuit voltage	5V±0.1	AC OR DC
V <sub>H</sub>	Heating voltage	5V±0.1	AC OR DC
R <sub>L</sub>	Load resistance	can adjust	
R <sub>H</sub>	Heater resistance	33 Ω ± 5%	Room Tem
P <sub>H</sub>	Heating consumption	less than 800mw	

### B. Environment condition

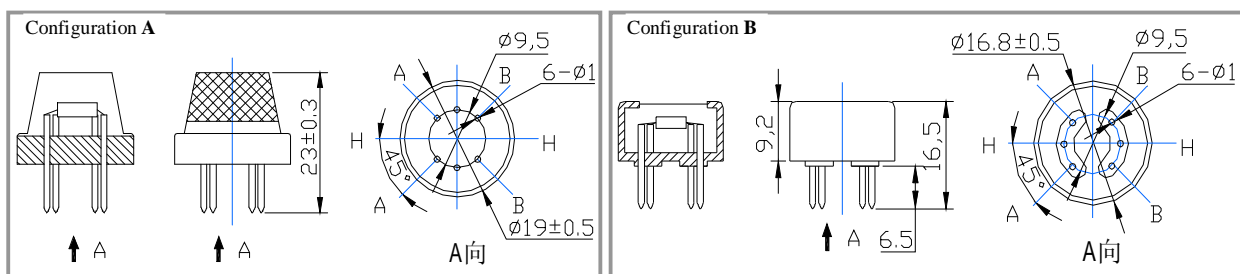
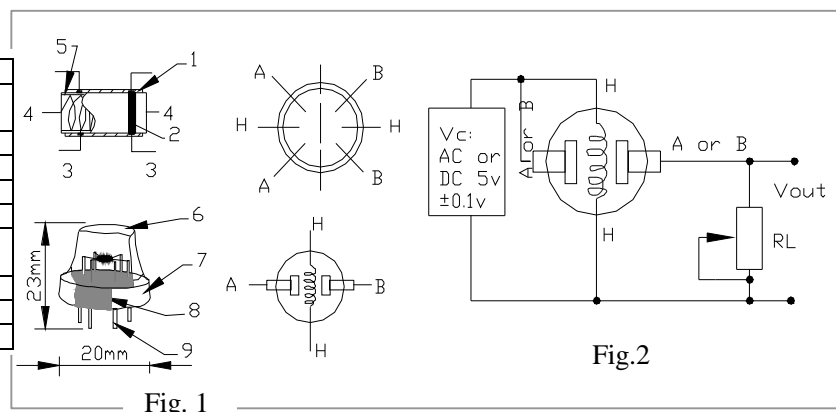
Symbol	Parameter name	Technical condition	Remarks
Tao	Using Tem	-20℃-50℃	
Tas	Storage Tem	-20℃-70℃	
R <sub>H</sub>	Related humidity	less than 95% Rh	
O <sub>2</sub>	Oxygen concentration	21%(standard condition)Oxygen concentration can affect sensitivity	minimum value is over 2%

### C. Sensitivity characteristic

Symbol	Parameter name	Technical parameter	Remarks
Rs	Sensing Resistance	3K Ω -30K Ω (1000ppm iso-butane )	Detecting concentration scope: 200ppm-5000ppm LPG and propane 300ppm-5000ppm butane 5000ppm-20000ppm methane 300ppm-5000ppm H <sub>2</sub> 100ppm-2000ppm Alcohol
α (3000/1000) isobutane	Concentration Slope rate	≤0.6	
Standard Detecting Condition	Temp: 20℃ ± 2℃    Vc: 5V±0.1 Humidity: 65%±5%    Vh: 5V±0.1		
Preheat time	Over 24 hour		

### D. Structure and configuration, basic measuring circuit

	Parts	Materials
1	Gas sensing layer	SnO <sub>2</sub>
2	Electrode	Au
3	Electrode line	Pt
4	Heater coil	Ni-Cr alloy
5	Tubular ceramic	Al <sub>2</sub> O <sub>3</sub>
6	Anti-explosion network	Stainless steel gauze (SUS316 100-mesh)
7	Clamp ring	Copper plating Ni
8	Resin base	Bakelite
9	Tube Pin	Copper plating Ni



Structure and configuration of MQ-2 gas sensor is shown as Fig. 1 (Configuration A or B), sensor composed by micro AL<sub>2</sub>O<sub>3</sub> ceramic tube, Tin Dioxide (SnO<sub>2</sub>) sensitive layer, measuring electrode and heater are fixed into a

crust made by plastic and stainless steel net. The heater provides necessary work conditions for work of sensitive components. The enveloped MQ-2 have 6 pin ,4 of them are used to fetch signals, and other 2 are used for providing heating current.

Electric parameter measurement circuit is shown as Fig.2

#### E. Sensitivity characteristic curve

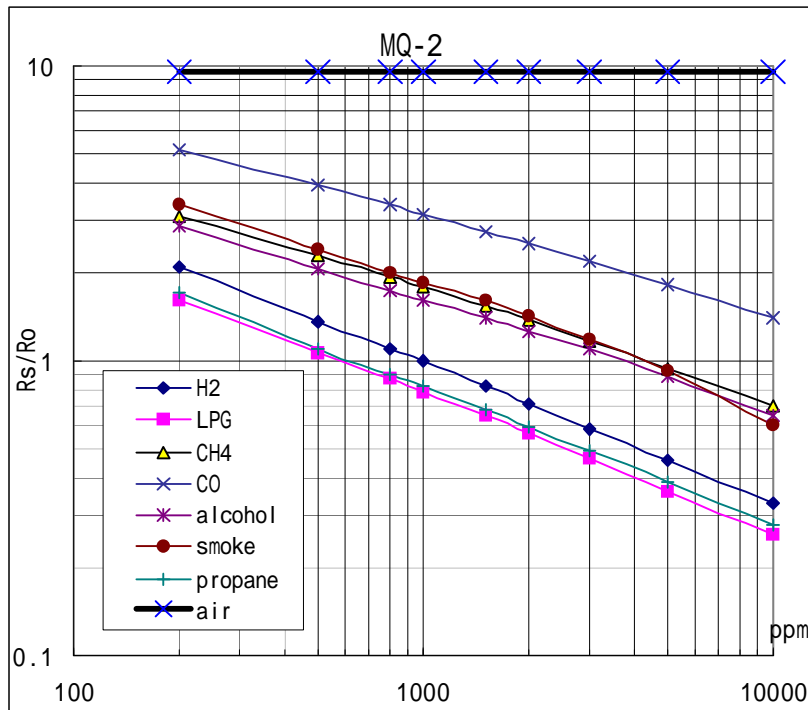


Fig.2 sensitivity characteristics of the MQ-2

Fig.3 is shows the typical sensitivity characteristics of the MQ-2 for several gases.

in their: Temp: 20°C、  
Humidity: 65%、  
O<sub>2</sub> concentration 21%  
RL=5k Ω

Ro: sensor resistance at 1000ppm of H<sub>2</sub> in the clean air.

Rs:sensor resistance at various concentrations of gases.

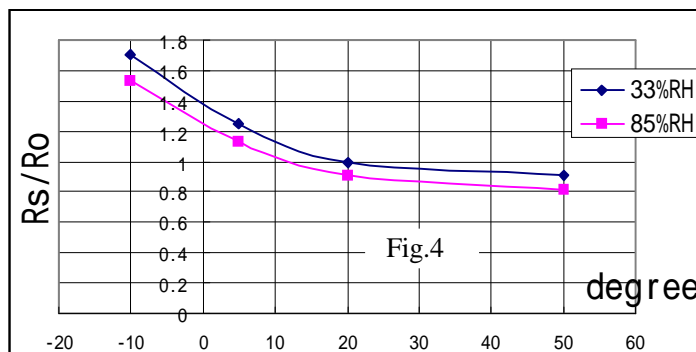


Fig.4 is shows the typical dependence of the MQ-2 on temperature and humidity.

Ro: sensor resistance at 1000ppm of H<sub>2</sub> in air at 33%RH and 20 degree.

Rs: sensor resistance at 1000ppm of H<sub>2</sub> at different temperatures and humidities.

#### SENSITIVITY ADJUSTMENT

Resistance value of MQ-2 is difference to various kinds and various concentration gases. So, When using this components, sensitivity adjustment is very necessary. we recommend that you calibrate the detector for 1000ppm liquified petroleum gas<LPG>, or 1000ppm iso-butane<i-C<sub>4</sub>H<sub>10</sub>> concentration in air and use value of Load resistance that (R<sub>L</sub>) about 20 K Ω (5K Ω to 47 K Ω).

When accurately measuring, the proper alarm point for the gas detector should be determined after considering the temperature and humidity influence.