

2011.09.26

MB-RD-E110926-02

# SPECIFICATIONS SHEET

**450Mhz ANTENNA  
( FSI1BP )**

**CONFIDENTIAL**

This Document contains confidential and proprietary information,  
cannot discourse to third party without the prior written Authorization of Mobinus

## 1. General Application

This document specifies the chip antenna for the mobile communication terminal.

Model Number	FSI1BP
Application	WLL, CDMA450

## 2. Technical Specification

### 2.1 Electrical Specification

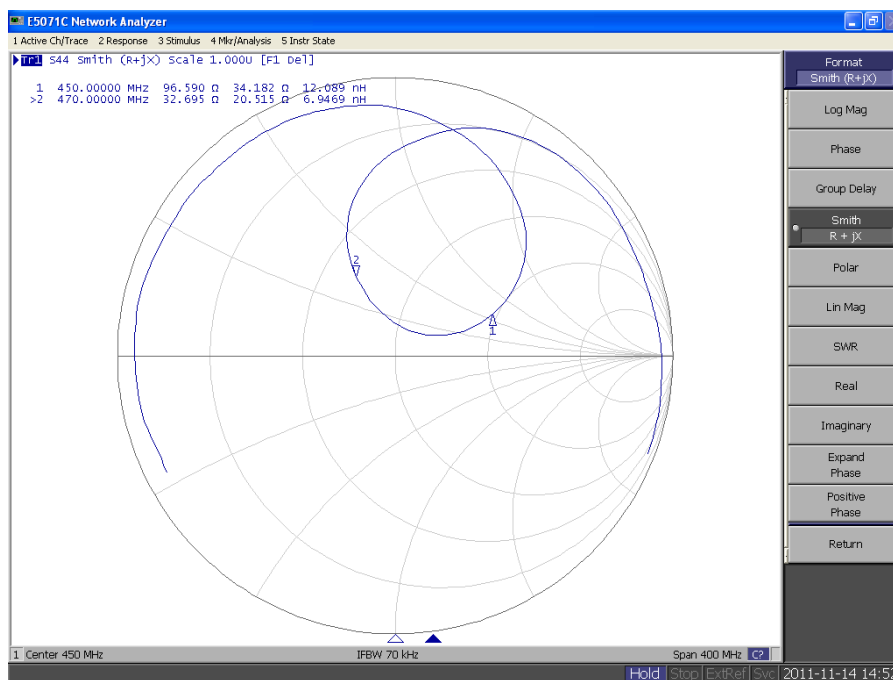
No	Item	Specification	Remarks
1	Frequency Range	450Mhz ~ 475Mhz	
2	VSWR	1.5: 1	
3	Impedance	50 Ω	
4	Gain	2dBi	Test Jig
5	Polarization	Linear	
6	Radiation Pattern	Omni directional	

### 2.2 Mechanical Specification

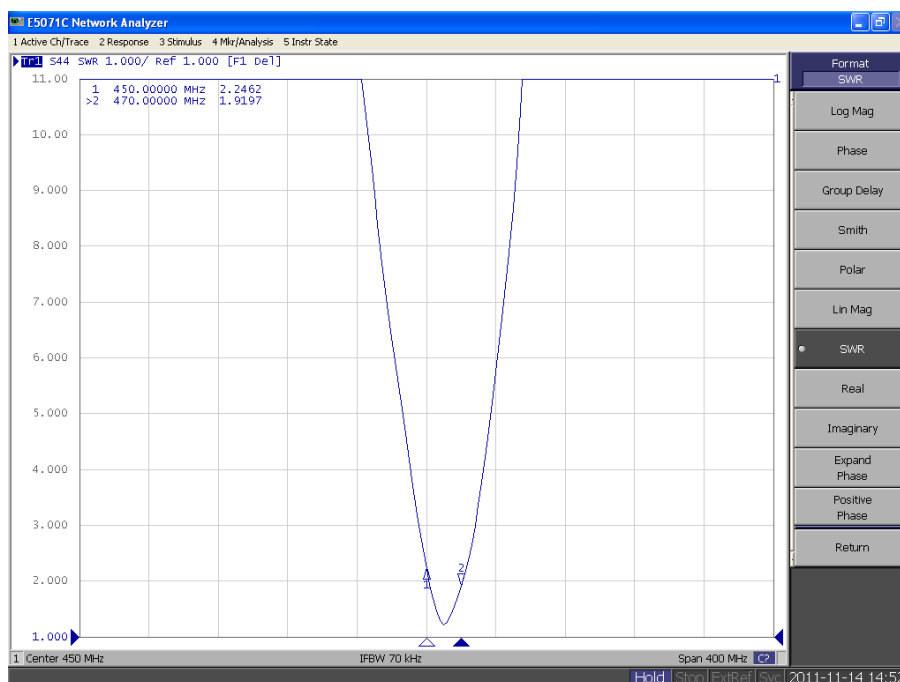
No	Item	Specification	emarks
1	Dimension	295.0 (±0.5) x Ø 13.5 mm	
2	Radiator Material	Copper	
3	Operating Temperature	-30℃ ~ +80℃	
4	Operating Humidity	10% ~ 90%	
5	Weight	N/A	
6	Connector Type	TNC	
7	Color	Black	

## 3. Measurement Data

### 3.1 VSWR & Smith Chart



< Smith Chart >



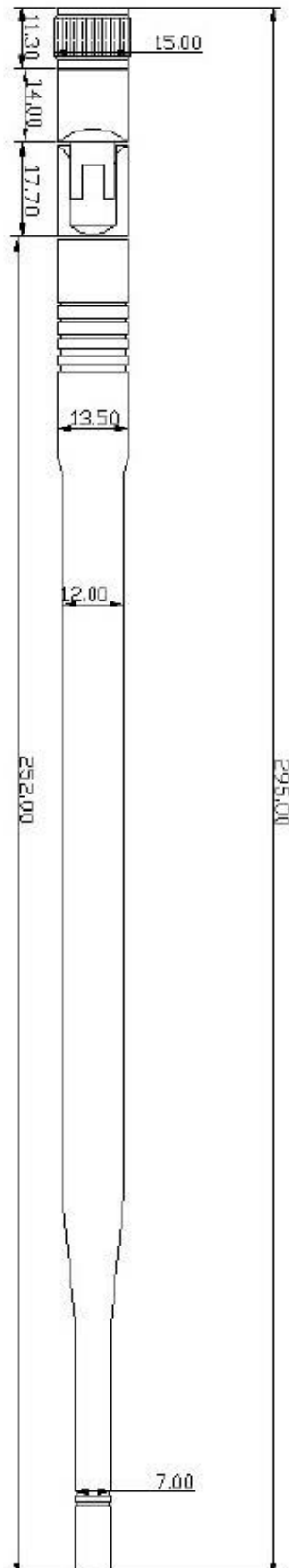
< VSWR >

Fig 2. VSWR & Smith Chart

## 3. Dimension

ITEM	COMPONENT	Q'TY	DESCRIPTION	VENDOR
1	同轴线	1	RG316 (棕色)	
2	铜管	1	黄铜或磷铜	
3	弹簧	1	黄铜或磷铜	
4	TNC	1	公头公计 镀镍	
5	铜丝		ROHS	
6	橡胶套管	1	ABS	
一般公差 : $\pm 3mm$ 接头尺寸公差: $\pm 0.03mm$				
备注: 1. 线材不可有破皮, 损坏不良现象 2. 接头电镀无瑕疵, 产品导通 OK 2. 未标注尺寸以正负 0.3 为准				

频率范围 (FREQUENCY RANGE)		450-475 MHz	
增益 (Gain)		2dBi	
电压驻波比 (VSWR)		<1.5:1	
极化 (Polarization)		Linear, Vertical	
最大功率 (Max power rating)		50W	
特性阻抗 (Impedance)		50 OHM	
单位 (UNIT)	mm	产品图纸编号 (PRODUCT NO)	OMOG-01YP1002A
客户编号	B205A	产品名称 (PRODUCT NAME)	30CM 鞭状天线
设计 DS		第 1 版日期 (ORIGINAL DATE)	2009-12-30
审核 CHK			
核准 APPD			



修改			
编号	修改部位	应用	签名
01			