



LR 2728

Metal Alloy Low-Resistance Resistor



■ Features

- Ideal for all types of current sensing, voltage division and Pulse applications including switching and linear power Supplies, Instruments, power amplifiers.
- Proprietary processing technique produces extremely low Resistance values.
- High-temperature performance (up to +170°C)
- Metal Strip resistive material stable and ultra low TCR. Low and Stable $TCR \leq \pm 25 \text{ ppm}/^\circ\text{C}$
- Pure tin plating provides compatibility with lead (Pb) free and lead containing soldering processes.
- Compatible with "Restriction of the use of Hazardous Substances" (RoHS) directive 2002/95/EC (issue 2004).
- PFOS, PFOA, PAHs, Halogen free and REACH compliant.
- Excellent stability ($|\Delta R/R| \leq \pm 1.0\%$ for 1,000 h at 70°C) different environment conditions.
- High volume product suitable for commercial and special applications.
- Suitable for high precision current sensing circuit protection application.
- Miniature size suitable for compact Print Circuit Boards of high-precision electronic products.



■ Applications

- Power Supply, Battery Pack, DIY Tools, Inverter/Converter(AC/DC, DC/DC, DC/AC)
- Measurable Instrument, Consumer Electrics, Note Book, PC Power Pack, LED Driver, Others (Auto Tronics...etc.).

■ CHARACTERISTICS

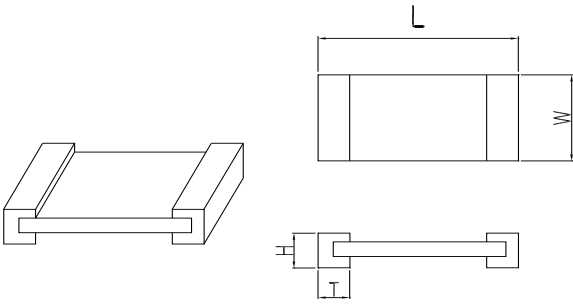
Short Time Overload	$(R/R1) \leq \pm 0.5\%$	3W,3.5W : 3times rated power, 5sec. 4W : 4times rated power, 5sec.
Insulation Resistance	$\geq 10^9 \Omega$	DC100±15V for 1minute
Dielectric Withstanding Voltage	Without break down	AC500V for 1minute, Max.50mA
Resistance to Solder Heat	$(R/R1) \leq \pm 0.5\%$	Solder temp./immersion time : 260±5°C, 10±1sec. and 350±10°C, 3.5±0.5 sec.
Solderability test	95% coverage	Specimen prep. : 4hours ±15 min. Steam Aging : Solder Bath/Dip and Look Test, 245±5°C, 3±1sec.
Vibration	$(R/R1) \leq \pm 0.5\%$	Frequency varied 55Hz in one minute, 3 orientations, Total duration 12hours
Resistance to solvent	$(R/R1) \leq \pm 0.5\%$	Immersion time : 60±5sec, 20°C~25°C
Mechanical Shock	$(R/R1) \leq \pm 0.5\%$	100 grams for 6 milliseconds, 5 pulses
Low Temperature Exposure(Storage)	$(R/R1) \leq \pm 0.5\%$	1,000hours, -55°C
High Temperature Exposure(Storage)	$(R/R1) \leq \pm 1.0\%$	1,000hours, +170°C
Temperature Cycling (Rapid Temp. Change)	$(R/R1) \leq \pm 0.5\%$	Air to air, -55°C to +150°C, 1,000cycles, 15minutes at each extreme, transition time 2 to 3 minutes
Moisture Resistance (Climatic Sequence)	$(R/R1) \leq \pm 0.5\%$	Mil-STD-202, Method 106 0% power, 7a and 7b not required, t=24 h/cycle, 10cycles, Unpowered
Bias Humidity	$(R/R1) \leq \pm 0.5\%$	+85°C, 85% RH, 10% Bias, Extended Life 1000 hours, 1.5 hours On, 0.5 hours Off
Load Life	$(R/R1) \leq \pm 1.0\%$	Rated continuous working voltage : 70°C 1000hours, 1.5hours ON, 0.5hours Off

■ GENERAL SPECIFICATIONS

Model	Power Rating at 70℃ [Watts]	Max. Rating Current	Max. Overload Current	Operating Temp. Range	TCR [PPM/℃]	Resistance Range[mΩ]**	
						±0.5%(D)	±1.0%(F) ±2.0%(G) ±5.0%(J)
LR2728	3W	27.39A	47.43A	-55 ~ +170℃	4.0~7.0m=±25	4.0~100	4.0~100
	3.5W	29.58A	51.23A		7.1~100m=±15		
	4W	31.62A	63.25A		4.0~7.0m=±25 7.1~50.0m=±15	4.0~50.0	4.0~50.0

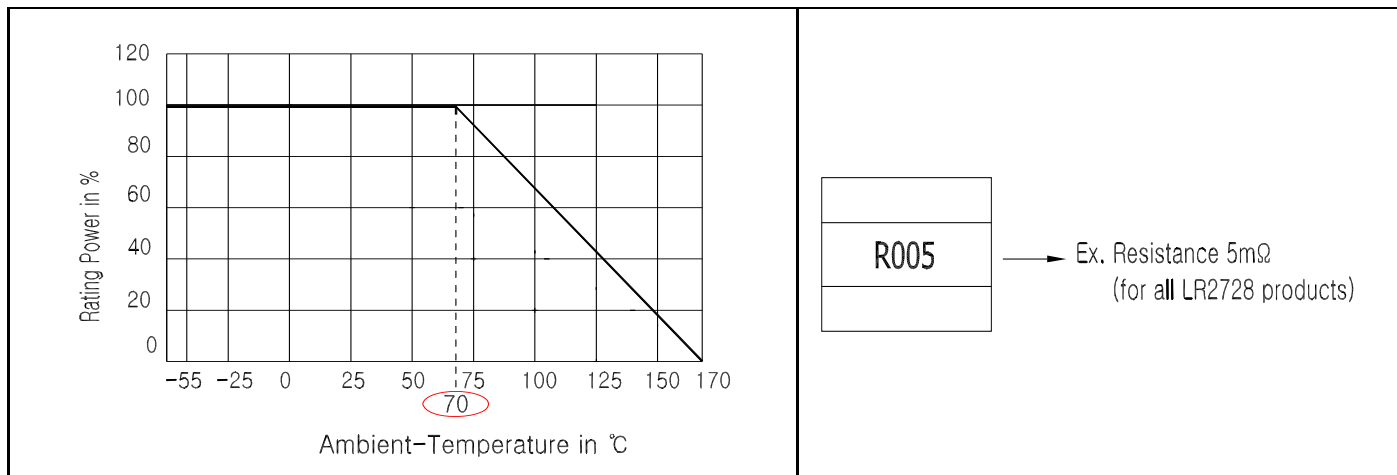
Remark : a. The Max. Power Rating is operated at 70℃.
b. **Special tolerance and range of resistance are under requested.
c. Rating Current : $I=\sqrt{P/R}$

■ DIMENSIONS

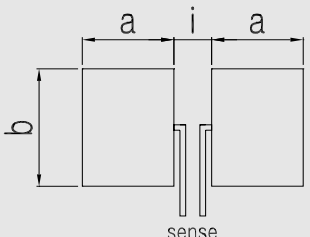
						
Model	DIMENSIONS - in inches (millimetres)					
	Maximum Power Rating[W]	Resistance Range[mΩ]	L	W	H	T
LR2728	3.0 & 3.5 & 4.0	4.0~100.0	0.264±0.010 (6.706±0.254)	0.280±0.010 (7.188±0.254)	0.039±0.010 (0.991±0.254)	0.045±0.010 (1.143±0.254)

■ DERATING CURVE

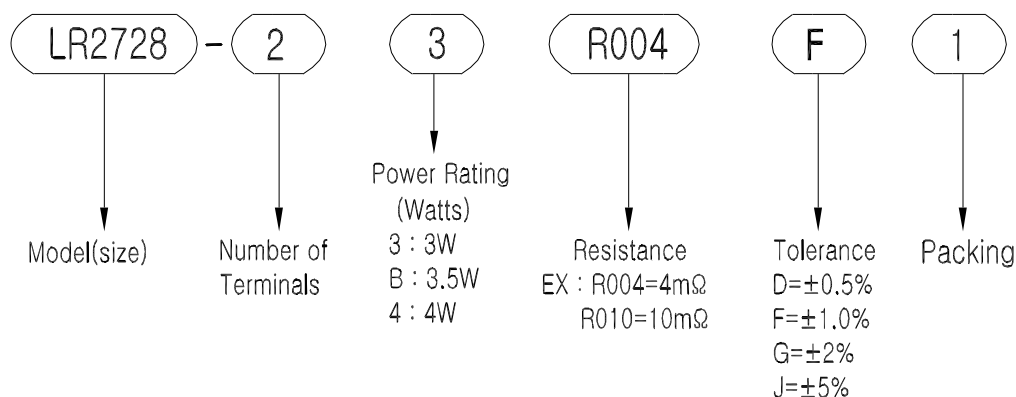
■ MARKING



■ SOLDER PAD DIMENSIONS

	Maximum Power Rating[W]	SOLDER PAD Dimension - in inches (millimetres)		
	Resistance Range [mΩ]	a	b	i
	3.0 & 3.5 & 4.0	0.108(2.75)	0.308(7.82)	0.138(3.51)
Remark : The total solder pad trace size are recommended as follows. 3.0W : 300 mm² / 3.5W : 350 mm² / 4.0W : 400 mm²				

ORDERING PROCEDURE EXAMPLE

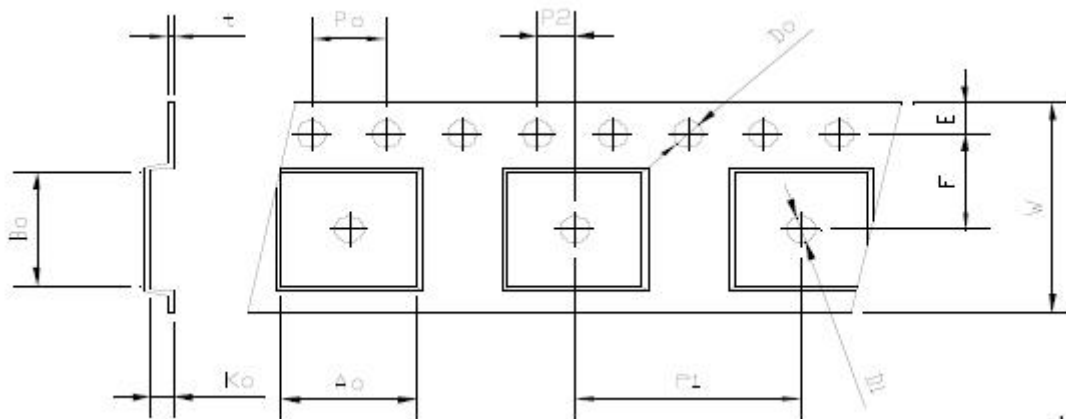


Remark

- "*" normal product order information has 4digits,
if includes one decimal point then the order information should be 5 digits(e.g. 0.5mΩ is R0005),
if includes 2 decimal points, then it should be 6digits (e.g. 0.25mΩ is R00025).
- The detail marking format please refer to "MARKING"
- "**" special tolerance and range of resistance are under requested.
- "***" the packing quantity : 1 means 1k pieces per reel.

PACKAGING

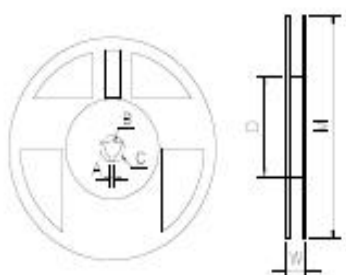
Embossed Dimensions



Unit: mm

Item	W	P1	E	F	Do	D1	P0	Po*10	P2	Ao	Bo	Ko	t
Spec.	12.00	12.00	1.75	5.50	1.55	1.55	4.00	40.00	2.00	7.70	7.15	1.2	0.25
Tole.	±0.15	±0.10	±0.10	±0.10	±0.05	±0.10	±0.10	±0.20	±0.10	±0.10	±0.10	±0.10	±0.05

Reel Dimensions (Unit : mm)



Reel Type / Tape	W	M	A	B	C	D
7" reel for 12mm embossed	16.2±0.5	178±1.0	2.5±0.5	13.5±0.5	17.7±0.5	60.0±0.5