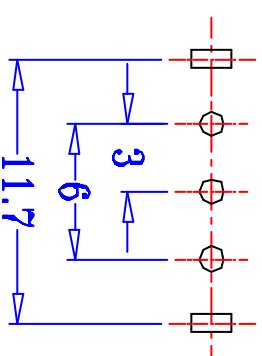
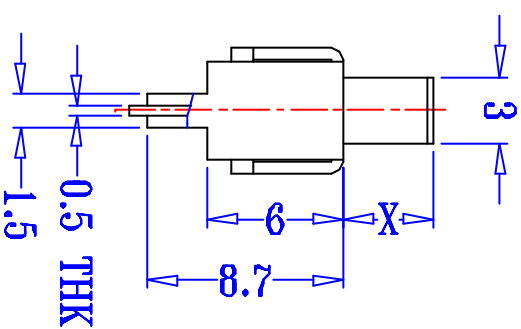
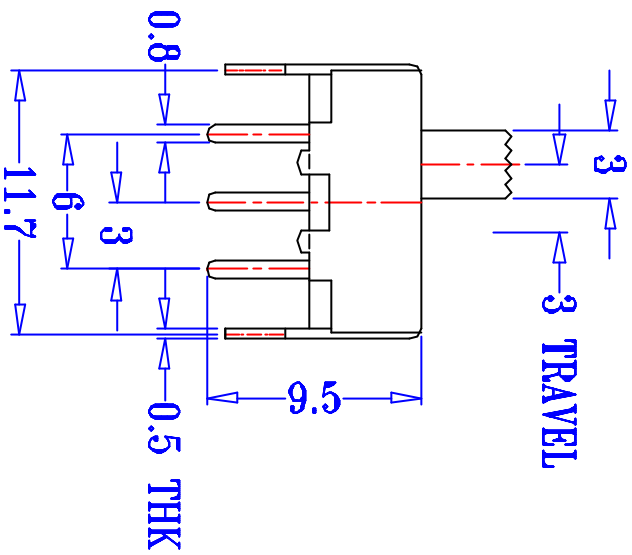
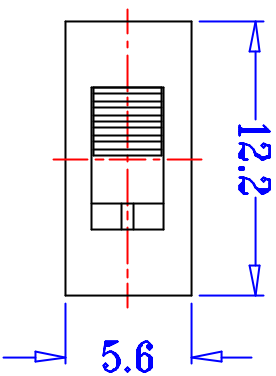
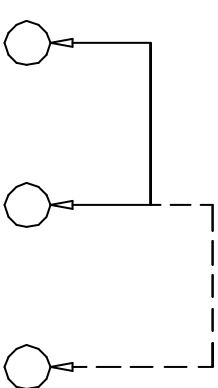




CAD FILE:



P.C.B LAYOUT



SCHEMATIC (NON-SHORTING)

8				TOLERANCE					
7				UNLESS SPECIFIED					
6	SPRING	STEEL WIRE	1	TEMPER	WITHIN 1.5mm: ±0.1mm				
5	CONTACT	COPPER STRIP	1	Ag PLATED	OVER 1.5mm: ±0.2mm		ISSUE	DATE	DESCRIPTIONS OF REVISION
4	TERMINAL	BRASS STRIP	3	Ag PLATED OVER Ni PLATED	TITLE : VERTICAL SLIDE SWITCH		UNIT : mm	DRWG NO.: SF-DR-SS12F86-00	
3	BASIS	PHENOLIC RESIN	1	NATURAL	MODEL: SS-12F86		SCALE: 3 : 1	DWN.	
2	FRAME	STEEL STRIP	1	Ni PLATED			CHK'D		
1	KNOB	PM	1	BLACK	WEALTH METAL FACTORY LTD.		APPD.		
NO.	PARTS	MATERIALS	Q'TY	FINISH					