

## 2W Converter Modules



## 2W Switching Mode Converter

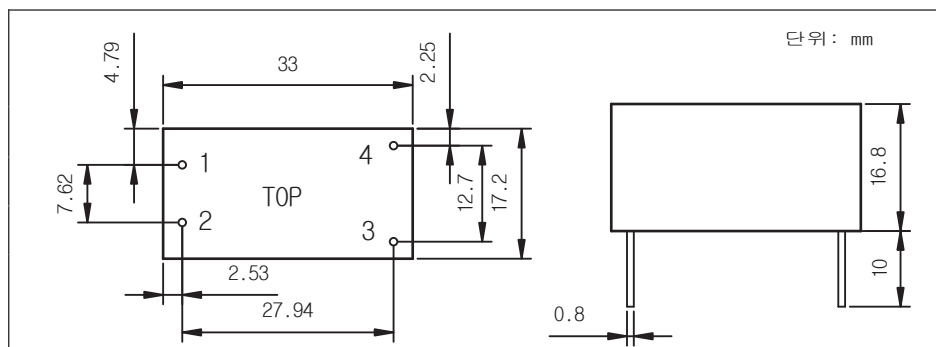
### Special Features

- Small multi-purpose power supply
- Wide Input Range(AC90V~240V)
- Isolated output
- Short circuit protection
- Thermal shutdown
- Low standby-power

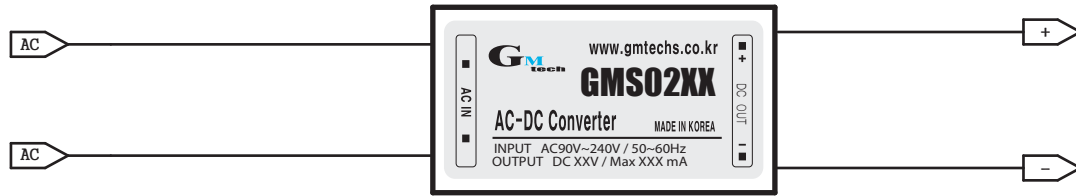
## Electrical Characteristics

ITEM		GMS0203	GMS0205	GMS0212
AC Input	Voltage Range	AC90V~240V 50~60Hz		
DC Output	Voltage Range	3.3V( $\pm 0.3$ V)	5.0V( $\pm 0.3$ V)	12.0V( $\pm 0.4$ V)
	Output Current	550mA(MAX)	400mA(MAX)	170mA(MAX)
	Peak Output Current (Time=5min)	600mA	450mA	190mA
	Efficiency	66%	68%	71%
Power	No Load	0.3W	0.3W	0.3W
Consumption	Full Load	2W	2W	2W
Temperature	Operating Range	-20~85 °C		
	Storage Range	-40~105 °C		

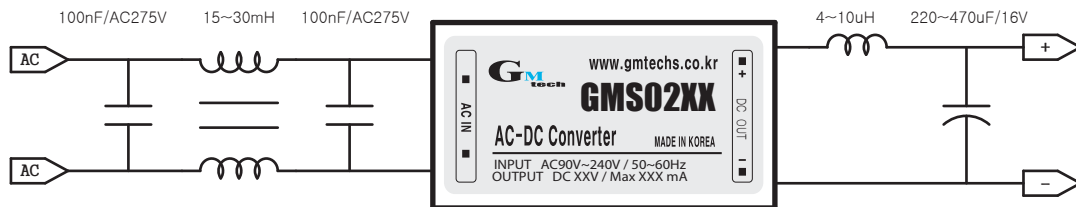
## Package Outline

		Pin No.	Description
		1	AC Input
		2	AC Input
		3	- DC Output
		4	+ DC Output

## 1. NORMAL BLOCK



## 2. EMI FILTER NOISE BLOCK



## 3. FRAME GROUND BLOCK

