

1

2

3

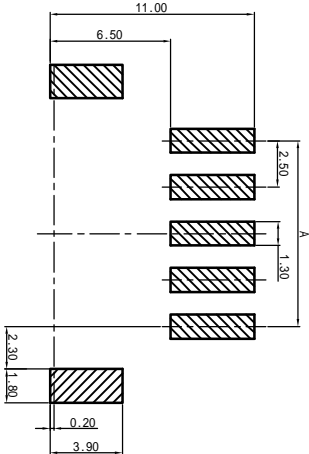
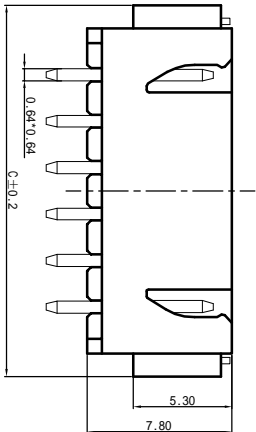
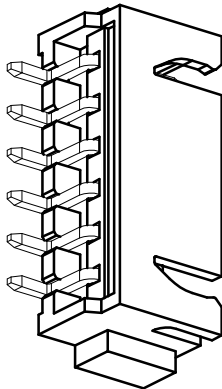
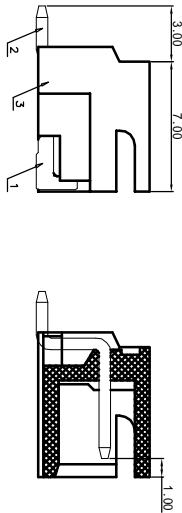
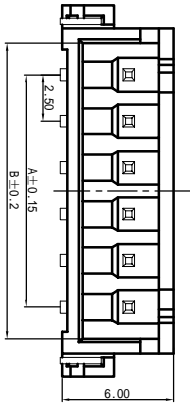
4

5

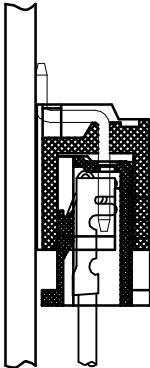
6

Electrical properties:

- 1 Current rating:3 AC/DC (AWG #22)
 - 2 Voltage rating: 250V AC/DC
 - 3 Temperature range: -25℃ to +85℃
 - 4 Contact resistance:Initial value/20mΩ max
 - 5 Insulation resistance:1000MΩ min
 - 6 Withstanding voltage:1000V AC/ minute
 - 7 Applicable wire:AWG #26 to #22
- Environmental controls:
- 1 Banned contains SS - 00259 are restricted substances.
 - 2 The corresponding issued by SGS or ITS ICP-aes data.
- Not the material in a list, and validity.



安装 P.B.C 板
Recommended P.B.C.Layout



3	003	基座	LCP(EI130)	1	镀锡
---	-----	----	------------	---	----

2	002	接触件	黄铜	N*	镀锡
---	-----	-----	----	----	----

1	001	焊片	磷青铜	2	镀锡
---	-----	----	-----	---	----

序号	图号	名称	材料	数量	附件
----	----	----	----	----	----

恒源阳光电子有限公司

尺寸公差	角度公差	品名	设计	审核	章松
------	------	----	----	----	----

X. ±0.3	.X° ±0.1°	品名: CF.XH-AWB			
---------	-----------	---------------	--	--	--

.X ±0.2	.XX° ±0.05°	图号: CF.GG.XH.020			
---------	-------------	------------------	--	--	--

.XX ±0.15	.XXX° ±0.005°				
-----------	---------------	--	--	--	--

	单位: mm	比例: --	页数: 1/1	版本: A	
--	--------	--------	---------	-------	--

孔位 poles	A	B	C
2	2.5	5.9	10.0
3	5.0	8.4	12.5
4	7.5	10.9	15.0
5	10.0	13.4	17.5
6	12.5	15.9	20.0
7	15.0	18.4	22.5
8	17.5	20.9	25.0
9	20.0	23.4	27.5
10	22.5	25.9	30.0
11	25.0	28.4	32.5
12	27.5	30.9	35.0
13	30.0	33.4	37.5
14	32.5	35.9	40.0
15	35.0	38.4	42.5
16	37.5	40.9	45.0