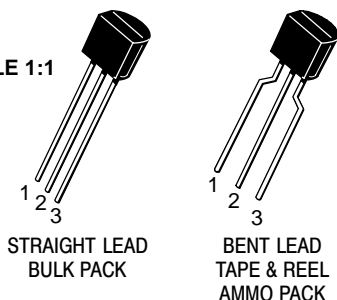


MECHANICAL CASE OUTLINE PACKAGE DIMENSIONS

ON Semiconductor®

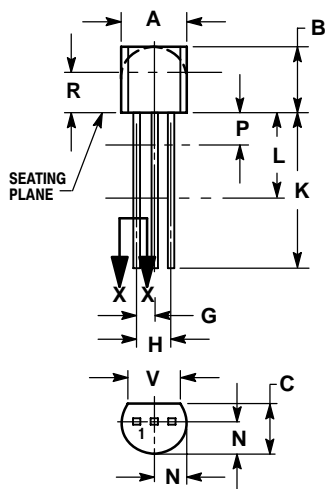


SCALE 1:1

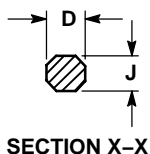


TO-92 (TO-226)
CASE 29-11
ISSUE AM

DATE 09 MAR 2007



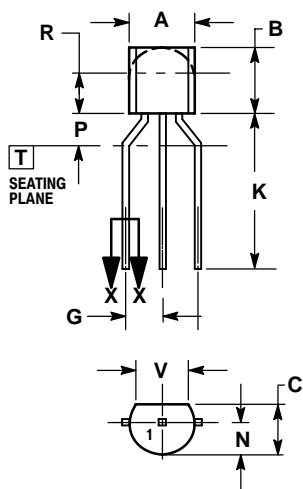
STRAIGHT LEAD
BULK PACK



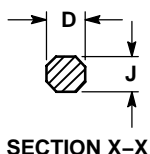
NOTES:

1. DIMENSIONING AND TOLERANCING PER ANSI Y14.5M, 1982.
2. CONTROLLING DIMENSION: INCH.
3. CONTOUR OF PACKAGE BEYOND DIMENSION R IS UNCONTROLLED.
4. LEAD DIMENSION IS UNCONTROLLED IN P AND BEYOND DIMENSION K MINIMUM.

DIM	INCHES		MILLIMETERS	
	MIN	MAX	MIN	MAX
A	0.175	0.205	4.45	5.20
B	0.170	0.210	4.32	5.33
C	0.125	0.165	3.18	4.19
D	0.016	0.021	0.407	0.533
G	0.045	0.055	1.15	1.39
H	0.095	0.105	2.42	2.66
J	0.015	0.020	0.39	0.50
K	0.500	---	12.70	---
L	0.250	---	6.35	---
N	0.080	0.105	2.04	2.66
P	---	0.100	---	2.54
R	0.115	---	2.93	---
V	0.135	---	3.43	---



BENT LEAD
TAPE & REEL
AMMO PACK



NOTES:

1. DIMENSIONING AND TOLERANCING PER ASME Y14.5M, 1994.
2. CONTROLLING DIMENSION: MILLIMETERS.
3. CONTOUR OF PACKAGE BEYOND DIMENSION R IS UNCONTROLLED.
4. LEAD DIMENSION IS UNCONTROLLED IN P AND BEYOND DIMENSION K MINIMUM.

DIM	MILLIMETERS	
	MIN	MAX
A	4.45	5.20
B	4.32	5.33
C	3.18	4.19
D	0.40	0.54
G	2.40	2.80
J	0.39	0.50
K	12.70	---
N	2.04	2.66
P	1.50	4.00
R	2.93	---
V	3.43	---

STYLES ON PAGE 2

DOCUMENT NUMBER:	98ASB42022B	Electronic versions are uncontrolled except when accessed directly from the Document Repository. Printed versions are uncontrolled except when stamped "CONTROLLED COPY" in red.
STATUS:	ON SEMICONDUCTOR STANDARD	
NEW STANDARD:		
DESCRIPTION:	TO-92 (TO-226)	
		PAGE 1 OF 3


TO-92 (TO-226)
CASE 29-11
ISSUE AM

DATE 09 MAR 2007

STYLE 1: PIN 1. EMITTER 2. BASE 3. COLLECTOR	STYLE 2: PIN 1. BASE 2. EMITTER 3. COLLECTOR	STYLE 3: PIN 1. ANODE 2. ANODE 3. CATHODE	STYLE 4: PIN 1. CATHODE 2. CATHODE 3. ANODE	STYLE 5: PIN 1. DRAIN 2. SOURCE 3. GATE
STYLE 6: PIN 1. GATE 2. SOURCE & SUBSTRATE 3. DRAIN	STYLE 7: PIN 1. SOURCE 2. DRAIN 3. GATE	STYLE 8: PIN 1. DRAIN 2. GATE 3. SOURCE & SUBSTRATE	STYLE 9: PIN 1. BASE 1 2. EMITTER 3. BASE 2	STYLE 10: PIN 1. CATHODE 2. GATE 3. ANODE
STYLE 11: PIN 1. ANODE 2. CATHODE & ANODE 3. CATHODE	STYLE 12: PIN 1. MAIN TERMINAL 1 2. GATE 3. MAIN TERMINAL 2	STYLE 13: PIN 1. ANODE 1 2. GATE 3. CATHODE 2	STYLE 14: PIN 1. EMITTER 2. COLLECTOR 3. BASE	STYLE 15: PIN 1. ANODE 1 2. CATHODE 3. ANODE 2
STYLE 16: PIN 1. ANODE 2. GATE 3. CATHODE	STYLE 17: PIN 1. COLLECTOR 2. BASE 3. EMITTER	STYLE 18: PIN 1. ANODE 2. CATHODE 3. NOT CONNECTED	STYLE 19: PIN 1. GATE 2. ANODE 3. CATHODE	STYLE 20: PIN 1. NOT CONNECTED 2. CATHODE 3. ANODE
STYLE 21: PIN 1. COLLECTOR 2. EMITTER 3. BASE	STYLE 22: PIN 1. SOURCE 2. GATE 3. DRAIN	STYLE 23: PIN 1. GATE 2. SOURCE 3. DRAIN	STYLE 24: PIN 1. EMITTER 2. COLLECTOR/ANODE 3. CATHODE	STYLE 25: PIN 1. MT 1 2. GATE 3. MT 2
STYLE 26: PIN 1. V_{CC} 2. GROUND 2 3. OUTPUT	STYLE 27: PIN 1. MT 2. SUBSTRATE 3. MT	STYLE 28: PIN 1. CATHODE 2. ANODE 3. GATE	STYLE 29: PIN 1. NOT CONNECTED 2. ANODE 3. CATHODE	STYLE 30: PIN 1. DRAIN 2. GATE 3. SOURCE
STYLE 31: PIN 1. GATE 2. DRAIN 3. SOURCE	STYLE 32: PIN 1. BASE 2. COLLECTOR 3. EMITTER	STYLE 33: PIN 1. RETURN 2. INPUT 3. OUTPUT	STYLE 34: PIN 1. INPUT 2. GROUND 3. LOGIC	STYLE 35: PIN 1. GATE 2. COLLECTOR 3. EMITTER

DOCUMENT NUMBER:	98ASB42022B	Electronic versions are uncontrolled except when accessed directly from the Document Repository. Printed versions are uncontrolled except when stamped "CONTROLLED COPY" in red.
STATUS:	ON SEMICONDUCTOR STANDARD	
NEW STANDARD:		
DESCRIPTION:	TO-92 (TO-226)	PAGE 2 OF 3

[illegible]

ON Semiconductor and  are registered trademarks of Semiconductor Components Industries, LLC (SCILLC). SCILLC reserves the right to make changes without further notice to any products herein. SCILLC makes no warranty, representation or guarantee regarding the suitability of its products for any particular purpose, nor does SCILLC assume any liability arising out of the application or use of any product or circuit, and specifically disclaims any and all liability, including without limitation special, consequential or incidental damages. "Typical" parameters which may be provided in SCILLC data sheets and/or specifications can and do vary in different applications and actual performance may vary over time. All operating parameters, including "Typicals" must be validated for each customer application by customer's technical experts. SCILLC does not convey any license under its patent rights nor the rights of others. SCILLC products are not designed, intended, or authorized for use as components in systems intended for surgical implant into the body, or other applications intended to support or sustain life, or for any other application in which the failure of the SCILLC product could create a situation where personal injury or death may occur. Should Buyer purchase or use SCILLC products for any such unintended or unauthorized application, Buyer shall indemnify and hold SCILLC and its officers, employees, subsidiaries, affiliates, and distributors harmless against all claims, costs, damages, and expenses, and reasonable attorney fees arising out of, directly or indirectly, any claim of personal injury or death associated with such unintended or unauthorized use, even if such claim alleges that SCILLC was negligent regarding the design or manufacture of the part. SCILLC is an Equal Opportunity/Affirmative Action Employer. This literature is subject to all applicable copyright laws and is not for resale in any manner.