

APPLIANCE INLET



DAC-11/12/13

FEATURES

- Soldering lug, faston tab #187 and #250 are available for DAC-11, 12, 13 models (with fuse - holder for DAC-13 models.)
- Snap-in type for quick mounting DAC-12 models.
- PCB mounting type for small space and economical installation for DAC-14 models.
- EK, UL, CSA, VDE, TÜV, SEMKO, NEMKO, DEMKO, FIMKO, CCC approved.

APPLICATIONS

- Applicable to all type of electronic equipments such as measuring instruments, SMPS, ITE and OA equipments.
- Note PC adapter with miniature size for DAC-18, 18A, 18C.

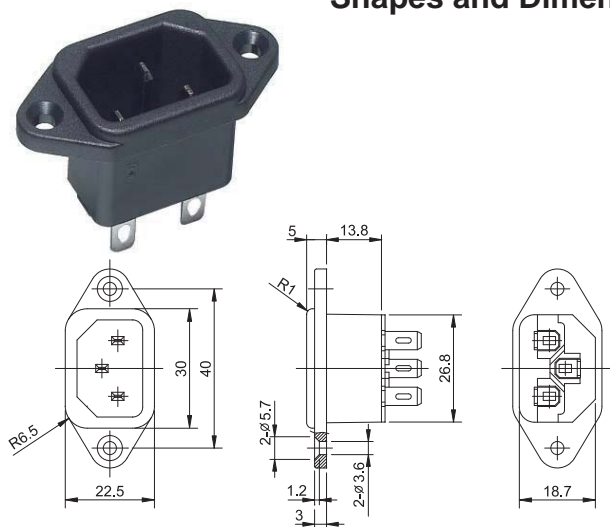
SPECIFICATIONS

- Insulation resistance : 100M Ω min. at 500V DC
- Test voltage : 2000V AC one minute.
- Material flammability classified : UL94V-0
- Tightening torque of screw : 8 kgf·cm Max. for DAC-11, 13, 14, 15 models.
- Weight : DAC-11 : 10g, DAC-12 : 7.5g, DAC-13 : 19g, DAC-14 : 17g, DAC-15 : 14.8g, DAC-18/18A : 3.2g, DAC-18C : 6g.

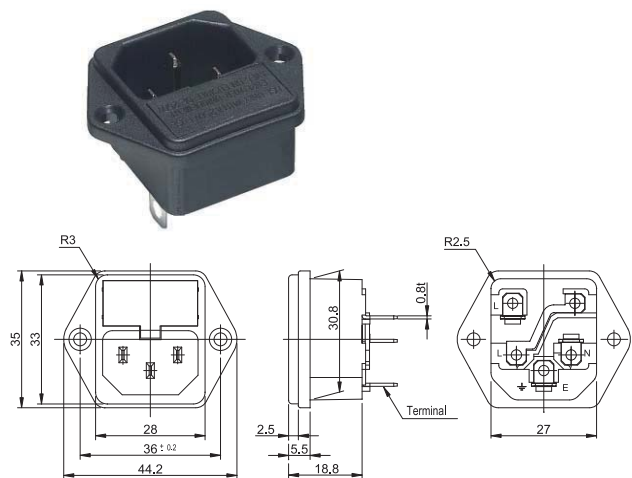
- Standard ratings :
DAC-13 : 250V AC 10A / (EK), UL, CSA, SEMKO, NEMKO, FIMKO, DEMKO
DAC-15 : 250V AC 16A / EK, UL, CSA, TÜV, SEMKO, NEMKO, FIMKO, DEMKO
DAC-18(A) : 250V 5A / UL, CSA .
250V 2.5A / EK, TÜV, SEMKO, NEMKO, DEMKO, FIMKO, CCC
DAC-18C : 250V 5A / UL, CSA
250V 2.5A / EK

DAC-11

Shapes and Dimensions

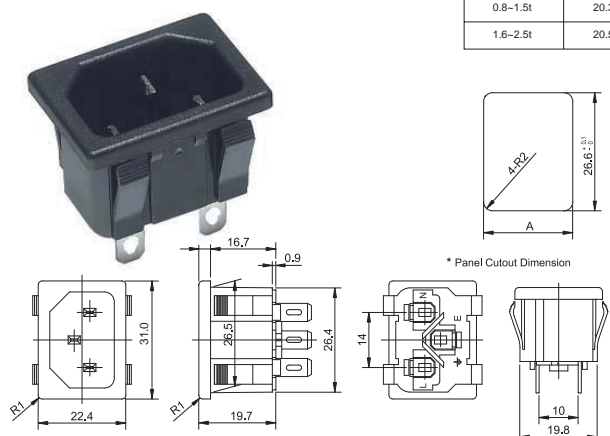


DAC-13

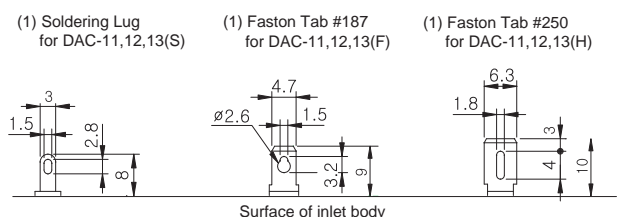


DAC-12

Thickness of Panel	A
0.8~1.5t	20.3
1.6~2.5t	20.5



-Shapes&Dimensions of Each terminals for DAC-11, DAC-12 and DAC-13



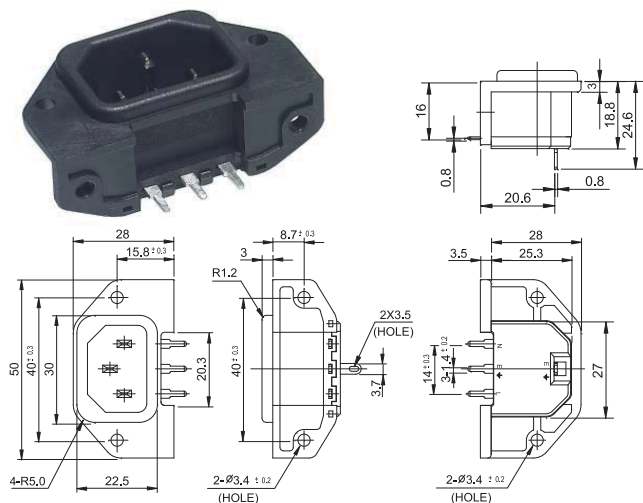
General Tolerance : ± 0.5
Unit : mm

APPLIANCE INLET

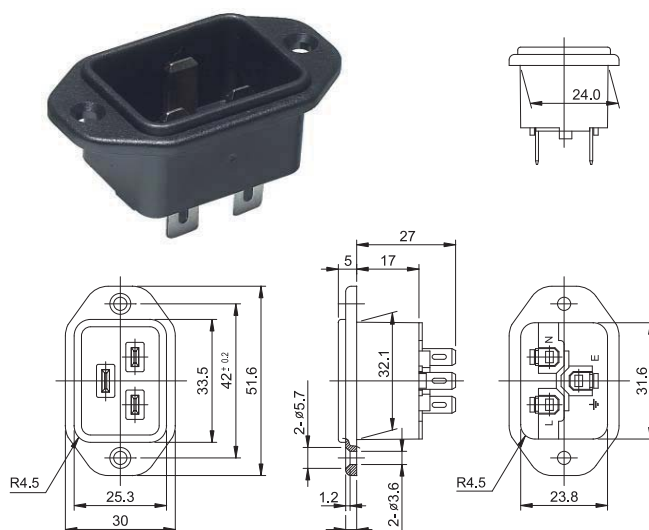


DAC-14/15/18/18A/18C

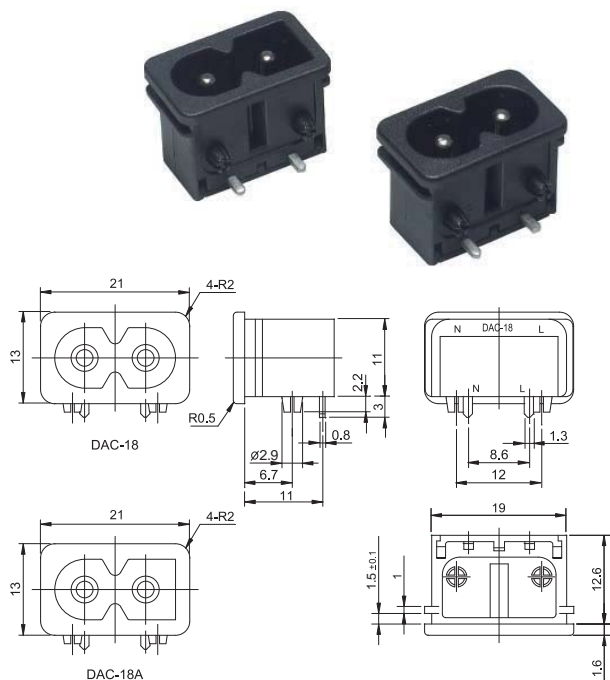
DAC-14



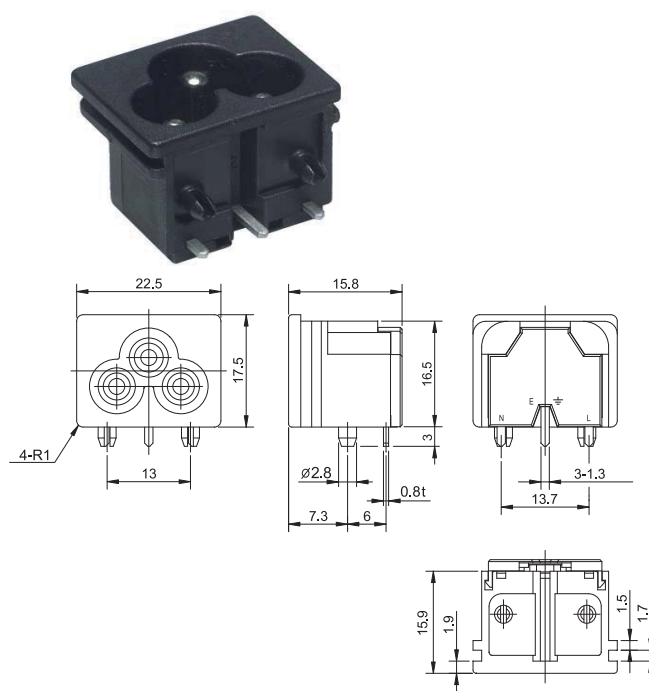
DAC-15



DAC-18/18A



DAC-18C



General Tolerance : ± 0.5
Unit : mm