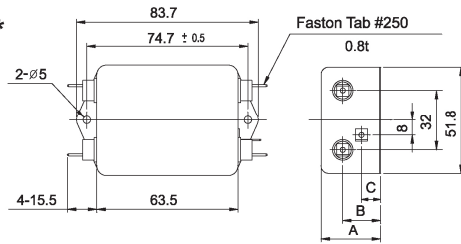


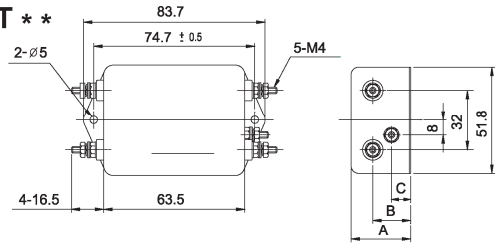
SHAPES AND DIMENSIONS

ES1-F **

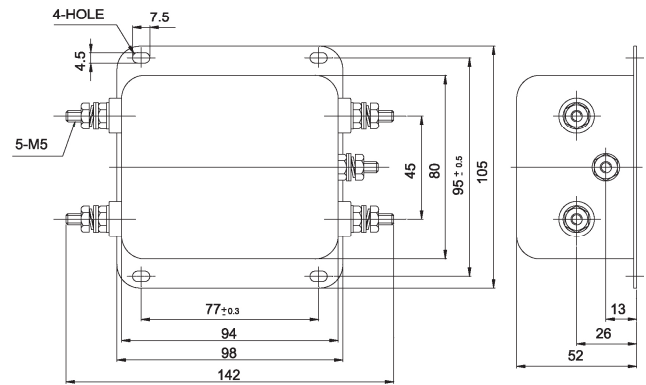


MODEL	A	B	C
ES1-10, 15, 20	38	24	11
ES1-05, 08	32	20	8

ES1-T **



ES1-T30



* General tolerance : ± 1.0
 * Unit : mm
 * Metal Case

SPECIFICATIONS

Model	Rated Voltage AC [V]	Rated Current	Leakage Current Max. [mA]	Temperature Rise [°C]
ES1-(F/T)05	250V	5	0.50	30
ES1-(F/T)08		8		
ES1-(F/T)10		10		
ES1-(F/T)15		15		35
ES1-(F/T)20		20		45
ES1-T30		30		40